

## Construction

Removing dust from the workplace is not just a working environment and health issue. It is also a business issue. The cleaner the working environment, the better the end result. We call it 'Healthy Business'.



# Dustcontrol - Technology for Healthy Business

Removing dust from the workplace is not just a working environment and health issue. It is also a business issue. The cleaner the working environment, the better the end result. We call it “Healthy Business”.

## What we offer

Dustcontrol manufactures mobile dust extractors for industrial and construction use, fixed extraction systems, peripheral equipment and accessories. We help companies all over the world to achieve a cleaner working environment, and our development department and production facilities are located in Sweden.

Using one of our solutions, you can extract dust, fumes, chips, oil spillages and other harmful substances, right at their source. The result is efficient production, in many areas. A healthy working environment results in less absence due to illness, more efficient production, less downtime and better production quality.

You will find us in many different types of industries where a clean working environment is necessary. Dustcontrol supplies a complete range of products and accessories for small and large companies alike. For example, we supply advanced cleanroom solutions for the pharmaceutical and electronics industries, mobile dust extractors of various sizes for construction and rental companies, and central extraction systems for the automotive and newspaper printing industries.

All of our systems are unique and tailored to each individual company's specific requirements.



## Customer Focus

Dustcontrol was founded in 1972, with the idea of manufacturing extraction systems to capture dust and other pollutants at the source. We work closely with our customers, which means that we are always up to date regarding the requirements, regulations and working conditions in different types of workplace. We supply products that meet these ever-changing needs.

But it is not only products that we provide. We also provide the answers to questions such as: How can you capture and extract different kinds of particles and pollutants in the best possible way for your business? How do you deal with waste that can be recycled or reused?

With Dustcontrol as your business partner, you will get the answers to these and any other questions that you may have. Whatever the conditions, we develop a source extraction solution that is right for you and your business.



## Service & Expertise

Our sales organisation comprises experienced technicians with specialist skills in their areas of expertise. If you need a mobile solution, we will come to your site and show you how it works. In the case of stationary installations, we can design and dimension the entire system to fully match your needs. We can take care of installation, commissioning and documentation, as well as planning a maintenance and service schedule.

We offer a complete service package, including accessories and spare parts. We manufacture and customise portable dust extractors with very high levels of filtration, in which we use our proprietary filters that have set the industry standard.

All our mobile machines are equipped with a fine filter and a HEPA filter that clean the exhaust air to 99.995%. These high-efficiency filters also have a long service life, which not only results in cleaner air, but also low filter costs.

As well as being responsible for delivery and installation, our project managers also train the personnel who will be working with our products and systems. In most countries, we have our own team of qualified installers with in-depth knowledge of our products.

With the help of Dustcontrol, you will achieve both a cleaner working environment and a healthy business.



**Dustcontrol AB**

**140 employees.**

**Founded in 1972.**

**Head office and factory in Norsborg,  
Stockholm.**

**The company is family-owned.**

**Turnover of approx. SEK 240 million.**

**Subsidiaries in The United Kingdom, Germany,  
Austria, USA and Finland.**

**Distributors in Europe, Asia, Australia and  
North & South America**



Dustcontrol Worldwide



AT  
Dustcontrol Ges.m.b.H.  
Gradnerstrasse 120-124  
AT-8054 Graz  
Telephone : +43 316 428 081  
info@dustcontrol.at  
www.dustcontrol.at



AU  
Archquip  
- All Preparation Equipment  
130 Lytton Rd  
AU-4171 Bulimba QLD  
Telephone: +61 7 3217 9877  
www.allpreparationequipment.com.au



BENELUX  
Dust solutions BV  
Eiffelstraat 44  
8013 RT Zwolle  
Telephone: +31(0)38-2020154  
Fax: +31(0)38-2020157



BGR  
Metaltech14 Ltd  
7 Parva str  
4207 Kadievo  
Telephone +359 888 255 102  
+359 889 999 593  
metaltex14@abv.bg  
www.dustcontrolbg.com



CA  
Dustcontrol Canada Inc.  
664 Welham Road  
CA-Barrie, Ontario L4N 9A1  
Telephone: +1 877 844 8784  
info@dustcontrol.ca  
www.dustcontrol.ca



CH  
Rosset Technik  
Maschinen Werkzeuge AG  
Ebersmoos  
CH-6204 Sempach-Stadt  
Telephone: +41 41 462 50 70  
info@rosset-technik.ch  
www.rosset-technik.ch



CHN  
Suzhou Dustcollect Filtration Techno-  
logy Co., Ltd.  
Room 218, Building B, No.1368  
Wuzhong Avenue, Wuzhong District,  
Suzhou City, Jiangsu Province, China  
Telephone +86 (0)512-65011938  
wang@dustcollect.cn  
www.dustcollect.cn



DE  
Dustcontrol GmbH  
Siedlerstraße 2  
DE-71126 Gäufelden-  
Nebringen  
Telephone: +49 70 32-97 56 0  
info@dustcontrol.de  
www.dustcontrol.de



DK  
Erenfred Pedersen A/S  
- Construction  
Rebslagervej 7  
DK-9000 Aalborg  
Telephone: +45 98 13 77 22  
info@ep.dk  
www.ep.dk



EE  
G-Color Baltic OÜ  
Ülase 13  
EE-10613 Tallinn  
Telephone: +372 682 5919  
sales@g-color.ee  
www.g-color.ee



ES  
Barin, s.a.  
C/ Cañamarejo, No 1  
Poligono Industrial  
Rio de Janeiro  
ES-28110 Algete - Madrid  
Telephone: +34 91 6281428  
info@barin.es  
www.barin.es



FI  
Dustcontrol FIN OY  
Valuraudankuja 6  
FI-00700 Helsinki  
Telephone: +358 9-682 4330  
dc@dustcontrol.fi  
www.dustcontrol.fi



FR  
SMH Equipements  
- Construction  
Lieu Dit « La Fontaine »  
FR-28630 Berchères Les Pierres  
Telephone: +33 (0)2 37 26 00 25  
info@abequipements.com  
www.smhequipements.com



HU  
Vandras Kft  
Kossuth L. u. 65 III.29  
HU-1211 Budapest  
Telephone: +36-1-427-0322  
Mobile: +36-20-9310-349  
vandras@t-online.hu  
www.vandras.hu



IN  
Advance Ventilation Private Ltd.  
610.P.P.Towers  
C-1.2.3 Netaji Subhash Place  
IN-Pitampura, New Delhi-110 034  
Telephone: +91 11 273 557 95  
sales@advanceventilation.com  
www.advanceventilation.com



IRN  
BioMedoc International Group  
Rutherford House, Pencroft way,  
Manchester Science Park,  
Manchester, M15 6SZ, UK  
Telephone: +44 161 820 8441  
dr.bohloli@biomedoc.com  
www.biomedoc.com



IT  
Airum srl  
via Maestri del Lavoro 18  
Roveri-2  
IT - 40138 Bologna  
Telephone: +39 (0)516 025 072  
info@airum.com  
www.airum.com



KR  
E. S. H Engineering Co.  
671-267 Sungsu1ga 1dong  
Sungdonggu (P.O)133-112  
KR-Seoul Korea  
Telephone: +82 (0)2 466 7966  
k.u.lee@hanmail.net  
www.esheng.co.kr



LT  
UAB Hidromega  
Mainų g. 23  
LT - 94101 Klaipėda  
Telephone: +370 677 10254  
info@hidromega.lt  
www.hidromega.lt



LV  
SIA Reaktivs  
Rigas iela 113,  
Salapils, LV-2169  
Telephone: +371 20282200  
reaktivs@reaktivs.lv  
www.reaktivs.lv



MY, ID  
Blöndal Ståda (M) Sdn. Bhd.  
Blöndal Building, Jalan Penyair,  
Section U1, Off jalan Glenmarie,  
MY-40150 Shah Alam  
Telephone: +603 -5569 1006  
info@stada.com.my  
www.stada.com.my



NO  
Teijo Norge A.S  
Husebysletta 21  
Postboks 561  
NO-3412 Lierstranda  
Telephone: +47 3222 6565  
firmapost@teijo.no  
www.teijo.no



PE  
Efixo  
Calle 3 MZ. N LT. 15  
Parque Industrial El Asesor  
Ate, Lima, PE – Perú  
Telephone: (00511) 583-8541  
Cell: (0051) 968-140-066  
Email: contacto@efixo.pe  
http://www.efixo.pe



PL  
Bart Sp. z. o.o.  
ul. Będzińska 41/1  
PL-41-205 Sosnowiec  
Telephone: +48 32 256 22 33  
info@bart-vent.pl  
www.bart-vent.pl



PT  
Metec-Mecano Técnica, Lda.  
Campo Pequeno, 38  
PT-1000-080 Lisboa  
Telephone: +351 21 7970291  
geral@metec.pt  
www.metec.pt



RU  
SovPlym Ltd  
Revolution Highway, 102-2  
RU-195279, St Petersburg  
Telephone: +7-812-33-500-33  
kia@sovplym.spb.ru  
www.sovplym.com



SE  
Dustcontrol AB  
Box 3088  
Kumla Gärdsväg 14  
SE-145 03 Norsborg  
Telephone: +46 8 531 940 00  
support@dustcontrol.se  
www.dustcontrol.com



SG  
Blondal (S) Pte Ltd  
52 Ubi Ave 3  
Frontier Building  
#03-29  
SG-Singapore 408867  
Telephone: +65 6741 7277  
Info@stada.com.my  
www.stada.com.my



TR  
Ventek Mühendislik Ltd  
Adnan Kahveci Bulvari  
Ünverdi İş merkezi Nr 73  
Dr: 30 Bahçelievler  
TR-Istanbul  
Telephone: +90 212 4415596-97  
info@ventek.com.tr  
www.ventek.com.tr



UAE  
Global Enterprises Trading Co L.L.C.  
P O Box 27914  
Mussafah No. M9, Plot 50  
AE-Abu Dhabi  
Telephone: +971-2-555 4733  
sales@globalentco.com  
www.globalentco.com



UK  
Dustcontrol UK Ltd.  
7 Beaufort Court, Knowlhill,  
Milton Keynes MK5 8HL  
England - GB  
Telephone: +44 1327 858001  
sales@dustcontrol.co.uk  
www.dustcontrol.co.uk



US  
Dustcontrol Inc.  
6720 Amsterdam Way  
US-Wilmington NC 28405  
Telephone: +1 910-395-1808  
info@dustcontrolusa.com  
www.dustcontrolusa.com

Index

Machines for Every Job	6-7			Hose Sets, Characteristics of Materials	63
Choose the Right Machine	8-9	Dustcontrol Pre-Separators	40-43		
Dustcontrol Mini	10-13	DC F 8000 & DC F 60	41	Filters	64-67
		DC F 2800/3900	42	Filter types, filters for DC 1800, DC 2900, DC 3800 Wood Shavings Extractor	64
DC 1800	10	DC Cyclone Separator Cover	42	Filters for DC Tromb 400, DC 3900 Series & DC 4000 PCB, DC 5900 Series, DC AirCube Series	65
DC 2900c	11	DC F Wheelbarrow	43		
DC 2900a	11	DC F Tipping Container	43		
DC 1800H Asbestos EU	12				
DC 2800H Asbestos EU	13	Important Information	44-47		
Dustcontrol Midi	14-24	The Most Dangerous Dust is the Dust You Can't See	44-45	Filters for Earlier Models	66-67
DC 3800H Asbestos EU	15	Classification of Dust Extractors & HEPA Filters	46-47	"DC 2500i, DC 2500, DC 2500 Twin, DC 2700c, DC 2700i, DC 2800 c, DC 2800 c Rental, DC 3700c, DC 3800a/c, DC 3800c Turbo, DC 3800 Turbo EX, DC 3800c Twin DC 3800 TR S, DC 3800i, DC 3800 Stationary"	66
DC 3900a/c/L	16-17				
Capture Dust with Source Extraction	18-20	Accessories	48-69		
DC 3900L Twin	20	Cleaning Accessories Ø38 mm /1,5"	49	DC 3500, DC 3500 TR, DC 3500 Stationary, DC 5500, DC 5500i, DC 3500i, DC 5700c, DC 5800 a/c 5 kW, DC 5800 a/c PTFE, Air cleaners DC 380/DC 1500/DC AirCube	67
DC 3900c Twin	20	Cleaning Accessories Ø50 mm /2"	50		
DC 3900c Turbo	21	Cleaning Accessories Ø76 mm /3"	51		
DC3900c Twin Turbo	21				
DC Tromb 400a/c/L	22-23				
DC 3900 Wood Shavings Extractor	24	Suction Casings	52-59		
DC 4000 PCB	24	Find the Right Suction Casing	53		
		Suction Casing Kit for Fibre Discs	54	Sacks	68
		Suction Casing Kit for Diamond Cup			
Dustcontrol Maxi	25-29	Grinding Discs	55		
DC 5900a & DC 5900 c	26	Suction Casing Kit for Depressed		Other Information	70-72
DC 5900L & DC 5900H Asbestos EU	27	Centre Discs, Abrasive Discs and Diamond Discs	56	Would you like to know more?	70
DC 5900 PTFE	28	Suction Casing Kit for Abrasive Cup		Dustcontrol's Environmental and Quality Policy	72
DC 5900 L 7.5kW	28	Stone	57		
DC 5900 9.2kW S/P	29	Hammer Drills, Chisels and Breakers	58		
		Spare Parts for Suction Casings	59		
Overview of Dust Extractors	30-31				
Semi-Mobile Systems	32-33	Hoses, Couplings & Connecting Sleeves	60-63		
Dustcontrol Wet-Vacs	34-35	About our Suction Hoses	60		
DC 50W	34	Turnable/non-Turnable Hose Connectors	61		
DC 75W	35	Turnable/Non-Turnable Connectors for PU Suction Hoses, Suction Hose Quick Couplers, Multi-Connection for Handheld Power Tools with Integrated Suction Casings.	62		
Dustcontrol Air Cleaners	36-37				
DC AirCube 500	36				
DC AirCube 1200/2000	37				
Dustcontrol Decontamination Box	38-39				



# Machines for every ⚡💣!☠️🔥# job

No matter who you are and what type of work you are involved in, we have exactly the right machines for you and the job that you do. Small and agile or big and powerful? Only you know which Dustcontrol machine is the right one for you.





# Choose the Right Machine

When large quantities of dust are produced, we recommend a pre-separator

- Task or tool
- Drilling
  - Jig saw
  - Abrasive disc Ø125mm/5"
  - Fibre disc Ø125mm/5"
  - Cleaning Ø38mm/1,5"
  - Small crosscut and mitre saw, jackhammer
- Reciprocating saw
  - Depressed centre disc Ø125mm/5"
  - Wall sander Ø125mm/5"
  - Oscillating machine
  - Personal decontamination

Single-phase, single-motor dust extractor

**DC 1800 eco**  
The DC 1800 is a high-quality, compact version of our best-selling DC 2900. It combines ease of use with a large suction capacity and high level of filtration.

**DC 2900 eco**  
A small, lightweight dust extractor that can handle tough conditions. Equipped with a cyclone inlet, reverse pulse filter cleaning and separate HEPA filter.



MINI

- Task or tool
- Depressed centre disc Ø230mm/9"
  - Grooving saw 2xØ150mm/6"
  - Jackhammer
  - Circular saw
  - Concrete floor grinding max 500 mm/19"
  - Abrasive disc 300mm/12"
- Abrasive disc Ø230mm/9"
  - Concrete milling machine
  - Chipping hammer
  - Cleaning Ø50mm/2"
  - Filler sanding

Single-phase, twin-motor dust extractor

**DC 3900 eco**, powerful, can handle tough jobs and is easy to transport.

**DC Tromb 400**, compact, powerful, robust and efficient.

**DC 3900 Twin**, integrated pre-separator, the floor finishers' favourite, handles large quantities of dust.

Three-phase dust extractor

**DC 3900 Turbo**, continuous operation with long hose.



MIDI

- Task or tool
- Concrete floor grinding 850mm/33,5"
  - Abrasive disc Ø300mm/12"
  - Suction lance Ø76mm/3"
  - Concrete milling machine
  - Material transport
  - Semi-mobile system
- Depressed centre disc Ø300mm/12"
  - Brick saw Ø400mm/16"
  - Cleaning Ø50mm/2"

Three-phase dust extractor

**DC 5900 4 kW/10hp or 9.2 kW/15hp**  
The DC 5900c is available in two models, both built for those heavier tasks. The "S" model provides extra powerful suction for use with long hoses and in conjunction with the collection of large quantities of material in a pre-separator. The "P" model provides airflow for several users at the same time in a so-called semi-mobile system (see image).



MAXI

- Task or tool
- Drilling
  - Demolition
  - Water damage
- Wet-vac
- DC 50W and 75W**  
Sucks up water and slurry in all situations, for example when making holes with a diamond saw. The slurry can be collected in a filter bag. The unit is equipped with a submersible pump for continuous evacuation of the water.



- Task or tool
- Jackhammering, wall sanding, concrete grinding, demolition work, kitchen and bathroom renovation, and other construction work.
- Air cleaner
- DC AirCube 500, DC AirCube 1200 and DC AirCube 2000**  
Cleans the air in the workplace. Air cleaners are used as a complement to source extraction in very dusty environments. Recommended air change is 10 times per hour minimum.



 Dust class H (degree of permeability  $\leq 0.005\%$ ) for particles as small as 0.1 mg/m<sup>3</sup> and carcinogenic particles. According to IEC/EU 60335-2-69



# DC 1800

Light and easy to use

This machine is particularly suitable for general cleaning and source extraction from handheld power tools (with suction casings up to Ø 125mm/5") and small table saws.


The DC 1800 is equipped with a container. A plastic sack can be used inside the container to facilitate the emptying of dust and other material.



1-phase

eco

H

-  **Supplied with** (Part No.)
- Suction hose (Ø38mm/1.5"), 5 m/16 ft (2111)

Antistatic suction hose (Ø38/1.5"), 5 m/16 ft (2012)

UK/US/CAN model

Connecting sleeve (2115)

Coupling socket (2108)

Floor nozzle B370 /W17" (7235)


Chrome steel wand Ø38mm/1.5" (7257)

Plastic sack (42291)

Sack support frame (42369)

Fine filter, cellulose (42029)

HEPA H13 filter (42027)

 **Technical data**

H x W x L (cm/inch)	74x38x38 /29"x15"x15"
Weight	10 kg/22 lbs
Hose length	5 m/16 ft Ø38 mm/1.5"
Container	15 L/3.9 US gal
Flow at open inlet	190 m³/h/114cfm
Negative pressure, max 115/230V	21/24 kPa/84/96 inwg
Power consumption 115/230V	1340/1285 W
Sound level	68 dB(A)

Part No. DC 1800 50/60 Hz

101800	230 V/50 Hz
101801	230 V/50 Hz Auto start»
101808	1285 W, CH
101810	115 V/50 Hz, UK
101820	230 V/50 Hz, UK
101830	115 V/60 Hz, US/CAN

» DC 1800 Autostart. Plug the handheld power tool into the power socket on the unit. Set the selector switch to the AUTO position. The dust extractor will start automatically when the power tool is started.



# DC 2900c

Best-seller

The DC 2900 is our most popular dust extractor. It is suitable for vacuum cleaning and source extraction from handheld power tools (with suction casings up to Ø 125mm/5") and small table saws. The DC 2900 has a sturdy steel chassis with large wheels, but is still light and portable.



Part No. DC 2900c, 50/60 Hz

120000	230 V/50 Hz
120003	230 V/50 Hz, UK
120008	230 V, CH
120013	115 V/50 Hz, UK
120015	115 V/60 Hz, US/CAN
120100	230 V/50 Hz, Auto start»
120103	230 V/50 Hz, Auto start,UK»

# DC 2900a

Best-seller

Collection in a container makes the DC 2900a ideal to use for sharp material such as metal chips.



Part No. DC 2900a, 50/60 Hz


121000	230 V/50 Hz
121003	230V, UK
121008	230 V, CH
121013	115 V/50 Hz, UK
121015	115 V/60 Hz, US/CAN
121100	230 V/50 Hz, Auto start»
121103	230 V/50 Hz, Auto start,UK»

» DC 2900 Autostart. Plug the handheld power tool into the power socket on the unit. Set the selector switch to the AUTO position. The dust extractor will start automatically when the power tool is started.

1-phase

eco

H

-  **Supplied with** (Part No.)
- Suction hose (Ø38mm/1.5"), 5 m/16 ft (2111)

Antistatic suction hose (Ø38/1.5"), 5 m/16 ft (2012)

UK/US/CAN model

Connecting sleeve (2115)

Coupling socket (2108)


Floor nozzle B370 /W17" (7235)

Chrome steel wand Ø38mm/1.5" (7257)


Plastic sack (42702)

Fine filter, cellulose (42029)

HEPA H13 filter (42027)

 **Technical data**

H x W x L (cm/inch)	111x44x55 /43"x17"x21"
Weight	14 kg/30.8 lbs
Hose length	5 m/16 ft Ø38 mm/1.5"
Collector	20 L/5.3 US gal
Flow at open inlet	190 m³/h/114 cfm
Negative pressure, max 115/230V	21/24 kPa/84/96 inwg
Power consumption 115/230V	1340/1285 W
Sound level	68 dB(A)


-  **Supplied with** (Part No.)
- Suction hose (Ø38mm/1.5"), 5 m/16 ft, antistatic (2012)

Floor nozzle B370 /W17" (7235)

Chrome steel wand Ø38mm/1.5" (7257)

Fine filter, polyester (42028)

HEPA H13 filter (42027)

 **Technical data**

H x W x L (cm/inch)	111x44x55 /43"x17"x21"
Weight	19 kg/42 lbs
Hose length	5 m/16 ft Ø38 mm/1.5"
Container	40 L/10.56 US gal
Flow at open inlet	190 m³/h/114 cfm
Negative pressure, max 115/230V	21/24 kPa/84/96 inwg
Power consumption 115/230V	1340/1285 W
Sound level	68 dB(A)



DC 1800H Asbestos


Safe asbestos removal




The DC 1800 H Asbestos complies with the most stringent requirements and is IFA\* certified. Asbestos is a hazardous material that should be removed with caution.

The dust extractor is equipped with an antistatic hose, a plug for the cyclone inlet, plastic sacks and other safety features.

Don't take risks with your health when removing asbestos!

-  **Supplied with** (Part No.)
- Suction hose (Ø38mm/1.5"), 5 m/16 ft antistatic (2012)
  - Coupling socket (2108)
  - Floor nozzle B370 /W17" (7235)
  - Chrome steel wand Ø38mm/1.5" (7257)
  - Plastic sack (42291)
  - Sack support frame (42369)
  - Fine filter, polyester (42028)
  - HEPA H13 filter (42027)

 **Technical data**

H x W x L (cm/inch)	74x38x38 /29"x15"x15"
Weight	10 kg/22 lbs
Hose length	5 m/16 ft Ø38 mm/1.5"
Container	15 L/3.96 US gal
Flow at open inlet	190 m³/h/114 cfm
Negative pressure, max	24 kPa /96 inwg
Power consumption	1285 W
Sound level	68 dB(A)

Part No DC 1800H Asbestos 50 Hz  
101800-1 EU 230V  
101808-1 CH 230V



\*Institute for occupational safety and health of the German Social Accident Insurance

DC 2800H Asbestos


Safe asbestos removal




The DC 2800 H Asbestos complies with the most stringent requirements and is IFA\* certified. Asbestos is a hazardous material that should be removed with caution.

The dust extractor is equipped with an antistatic hose, a plug for the cyclone inlet, plastic sacks and other safety features.

Don't take risks with your health when removing asbestos!

-  **Supplied with** (Part No.)
- Connecting sleeve (2114)
  - Coupling socket (2108)
  - Suction hose (Ø38mm/1.5"), 5 m/16 ft, antistatic (2012)
  - Floor nozzle B370 /W17" (7235)
  - Chrome steel wand Ø38mm/1.5" (7257)
  - 5 x plastic sacks (42285)
  - Filter pad & Air filter (432183)
  - Fine filter, polyester (42028)
  - HEPA H13 filter (42027)

 **Technical data**

H x W x L (cm/inch)	111x44x55 /43"x17"x21"
Weight	19 kg/42 lbs
Hose length	5 m/16 ft Ø38 mm/1.5"
Container	40 L/10.56 US gal
Flow at open inlet	190 m³/h/114 cfm
Negative pressure, max 115/230V	21/24 kPa /84/96inwg
Power consumption 115/230V	1340/1285 W
Sound level	68 dB(A)

Part No DC 2800H Asbestos 50 Hz  
121000-2 230V EU  
121013-1 115V UK  
121003-1 230V UK



\*Institute for occupational safety and health of the German Social Accident Insurance





## DC 3800H Asbestos

Safe asbestos removal

1-phase

eco



The DC 3800 H Asbestos is the big brother of the IFA-certified\* DC 2800 H Asbestos and complies with the most stringent requirements relating to asbestos. The DC 3800 H Asbestos is also certified by the IFA for asbestos removal.

The dust extractor is equipped with an antistatic hose, a plug for the cyclone inlet, black plastic sacks and other safety features.



### Supplied with (Part No.)

- Connecting sleeve (2129)
- Coupling socket (2107)
- Suction hose (Ø50mm/2"), 5 m/16 ft, anti-static (2013)
- Floor nozzle B500 /W19,7" (7238)
- Chrome steel wand Ø50mm/2" (7265)
- 5 x plastic sack (42285)
- Filter, polyester (42025)
- HEPA H13 filter (42024)



### Technical data

H x W x L (cm/inch)	138x60x70 /54"x23"x27"
Weight	38 kg/83.7 lbs
Hose length	5 m/16 ft Ø50 mm/2"
Container	40 L/10.56 US gal
Flow at open inlet	300 m³/h/188 cfm
Negative pressure, max 115/230V	21/24 kPa /84/96 inwg
Power consumption 115/230V	2700/2600 W
Sound level	75 dB(A)

Part No DC 3800H Asbestos 50 Hz  
117800 230V EU  
117800-2 115V UK  
117800-1 230V UK



\*Institute for occupational safety and health of the German Social Accident Insurance



DC 3900

Environmentally friendly



The DC 3900 has a robust, adjustable chassis that makes it easy to transport. The cyclone can be set to two different heights to facilitate the use of a container when necessary. This dust extractor is suitable for cleaning and handheld power tools such as wall sanders, jackhammers, and saws. Thanks to the tall cyclone, the filters and the powerful motor unit, it can handle large quantities of debris.



Part No. DC 3900 50/60Hz

a-model

- 132000 240V EU
- 132004 115V UK
- 132003 230V UK
- 132008 230V CH
- 132001 115 V/60 Hz, US/CAN



c-model

- 131500 240V EU
- 131501 115V UK
- 131503 230V UK
- 131508 230V CH
- 131502 115 V/60 Hz, US/CAN



L-model

- 131530 240V EU
- 131534 115V UK
- 131533 230V UK
- 131538 230V CH
- 131532 115 V/60 Hz, US/CAN



Supplied with (Part No.)

“a” model

- Suction hose (Ø50mm/2”), antistatic, 5 m/16 ft (2013)
- Container 40 L/10.56 US gal (40070)

“c” & “L” models

- Suction hose Ø50mm/2”, 5m/16 ft (2401)
- Antistatic suction hose (Ø50mm/2”), 5 m/16 ft (2013) UK/US/CAN model
- “c” model: 10 x plastic sacks (43619)
- “L” model: longopac 20 m/65 ft (432177)

All models

- Floor nozzle B500 /W19,7” (7238)
- Connecting sleeve (2129)
- Coupling socket (2107)
- Chrome steel wand Ø50 (7265)
- Fine filter, polyester (42025)
- HEPA H13 filter (42024)



Technical data

H x W x L (cm/inch)	145x60x70 /57"x23"x27"
Weight	35/38 kg 77/84 lbs
Hose length	5 m/16 ft Ø50 mm/2"
Collection	20 L/40 L/ 5.3/10.56 US gal /Longopac
Flow at open inlet 115/230V	230/320 m³/h/136cfm
Negative pressure, max 115/230V	21/25 kPa 84/100 inwg
Power consumption 115/230V	2100/2700/2600 W
Sound level	70 dB(A)





## Capture dust with source extraction

All dust on construction sites is a health hazard in the long term. However, there are some types of dust that are hazardous in the short term too. It has become standard practice for modern construction companies to take the health of their employees seriously and to minimise the levels of dust in the workplace. Source extraction means that the dust is captured before it spreads and before it can be breathed in. Dust levels can be significantly reduced by fitting all power tools with suction casings and connecting these to efficient dust extractors.

Cleaning should be carried out with a dust extractor equipped with a HEPA filter to prevent the spread of the finest dust particles. Sweeping simply stirs the hazardous dust up into the air, subjecting those in the area to further exposure. To put it simply, source extraction and cleaning using approved dust extractors are absolutely vital.



DC 3900L Twin  
Integrated pre-separator

The DC 3900L Twin eco is a portable and very powerful dust extractor for large quantities of dust. Thanks to its integrated pre-separator, the user can work for long periods without any disruption. It is particularly suitable for heavy concrete grinding, as 80-90% of the coarse material is separated in the pre-separator. The rest of the dust goes into the filter cyclone. It is powerful enough for most applications and is easy to transport. The air flow capacity is suitable for floor grinding machines with diamond discs up to 20" (approx. 500 mm) in diameter.

Part No. DC 3900L Twin eco 50 Hz  
132530 230V EU  
132534 115V UK  
132532 115 V/60 Hz, US/CAN



- Supplied with** (Part No.)
- Connecting sleeve (2129)
  - Coupling socket (2107)
  - Suction hose Ø50 mm/2", 7.5 m/ 22 ft antistatic (2013)
  - Floor nozzle B 500mm / W 19.7" (7238)
  - Chrome steel wand Ø50mm/2" (7265)
  - Longopac 20 m/65 ft (432177)
  - Plastic sacks (43619)
  - Fine filter, polyester (42025)
  - HEPA H13 filter (42024)

**Technical data**

H x W x L (cm/inch)	140x65x97 /55"x25"x38"
Weight	54 kg/119 lbs
Hose length	7.5 m/24.6 ft Ø50 mm/2"
Collection	Longopac
Flow at open inlet 115/230V	135cfm /230 m³/h 188cfm /320 m³/h
Negative pressure, max 115/230V	21/24 kPa 84/96 inwg
Power consumption 115/230V	2100/2700/2600 W
Sound level	70 dB(A)

DC 3900c Twin  
Integrated pre-separator



Part No. DC 3900c Twin eco 50 Hz  
132500 230V EU  
132501 115V UK  
132503 230V UK  
132502 115 V/60 Hz, US/CAN

- Supplied with** (Part No.)
- Connecting sleeve (2129)
  - Coupling socket (2107)
  - Suction hose Ø50 mm/2", 7.5 m/ 22 ft antistatic (2013)
  - Floor nozzle B 500mm / W 19.7" (7238)
  - Chrome steel wand Ø50/2" (7265)
  - Plastic sacks (43619)
  - Fine filter, polyester (42025)
  - HEPA H13 filter (42024)

**Technical data**

H x W x L (cm/inch)	140x65x97 /55"x25"x38"
Weight	54 kg/119 lbs
Hose length	7.5 m/24.6 ft Ø50 mm/2"
Collection	Plastic sack
Flow at open inlet 115/230V	135cfm /230 m³/h 188cfm /320 m³/h
Negative pressure, max 115/230V	21/24 kPa 84/96 inwg
Power consumption 115/230V	2100/2700/2600 W
Sound level	70 dB(A)

DC 3900c Turbo  
The professionals' choice

The DC 3900c Turbo is a medium-sized dust extractor with a tall cyclone and a three-phase motor that enables it to handle large quantities of debris. This dust extractor is suitable for long hoses (up to 20 m/ 65 ft), heavy cleaning (38 mm/1,5" accessories) and for source extraction from power tools such as grinders, hammers and saws. Suitable casings are those for sanding, grinding and diamond discs up to 9" (230 mm) as well as rubber bellows for chisel hammers, drills and jackhammers (Part Nos. 6078 & 6130).

Part No DC 3900c Turbo  
133000 400 V/50 Hz EU  
133002 460 V/60 Hz US/CAN



- Supplied with** (Part No.)
- Suction hose set, 7 m /23 ft, 5 m /16 ft (Ø50mm /2") and 2 m /6.5 ft (Ø38mm /1.5"), (2125)
  - Floor nozzle B450 (7236)
  - Chrome steel wand Ø50mm /2" (7257)
  - Plastic sacks (43619)
  - Fine filter, polyester (42025)
  - HEPA H13 filter (42024)

**Technical data**

H x W x D (cm/inch)	145x60x97 /57"x23"x38"
Weight	62 kg /137 lbs
Hose length	5 m /16 ft (Ø50mm /2")
Collector	40 L/ 10 US gal
Flow at open inlet	260 m³/h/188 cfm
Negative pressure	30 kPa /124 inwg
Power consumption	2200 W/ 4 hp
Sound level	75 dB(A)

DC 3900c Twin Turbo  
Continuous operation

The DC 3900c Twin Turbo is a very powerful dust extractor that can handle large quantities of dust thanks to its integrated pre-separator. The 3-phase pump allows continuous operation and the possibility of using longer hoses (up to 20 m/ 65 ft) as the machine generates a high pressure. 80-90% of the coarse material is separated in the pre-separator and the rest of the dust goes into the filter cyclone where it is taken care of.

Part No DC 3900c Twin Turbo  
133200 400 V / 50 Hz EU  
133002 460 V/60 Hz US/CAN



- Supplied with** (Part No.)
- Connecting sleeve (2129)
  - Coupling socket (2107)
  - Suction hose Ø50 mm/2", 7.5 m/ 22 ft antistatic (2013)
  - Floor nozzle B 500mm / W 19.7" (7238)
  - Chrome steel wand Ø50/2" (7265)
  - Plastic sacks (43619)
  - Fine filter, polyester (42025)
  - HEPA H13 filter (42024)

**Technical data**

H x W x D (cm/inch)	140x65x97 /55"x25"x38"
Weight	81 kg /178 lbs
Hose length	7.5 m/24.6 ft Ø50 mm/2"
Collector	Plastic sack
Flow at open inlet	260 m³/h /188 cfm
Negative pressure	30 kPa /124 inwg
Power consumption	2200 W /4 hp
Sound level	75 dB(A)



DC Tromb 400

Feel the power

The DC Tromb 400 is designed to meet modern safety requirements and work in conjunction with tools that have become ever more efficient and that therefore produce more dust than they have previously. The maximum air flow is as high as 400 m³/h/ 247 cfm which is more than enough capacity for equipment such as floor grinders with a working width of 500 mm /19”and large electric cutoff saws. It is easy to transport around construction sites, move in stairwells and lift into tight spaces. The wheels are puncture-proof and won't leave marks on the floor. The front wheels are lockable to enable working on uneven ground.

The DC Tromb can be supplied with three different collection variants: container, sack or longopac.



DC Tromb 400a



DC Tromb 400c



DC Tromb 400L

- Part No. DC Tromb 400 50 Hz
- 162000 a-model 240V EU

162001 a-model 115V UK

162002 a-model 115V /60Hz US/CAN

162008 a-model 230V CH
- 161500 c-model 240V EU

161501 c-model 115V UK

161503 c-model 230V UK

161502 c-model 115V /60Hz US/CAN

161508 c-model 230V CH
- 161530 L-model 240V EU

161531 L-model 115V UK

161532 L-model 115V /60 Hz US/CAN

161538 L-model 230V CH

1-phase

eco

H

- Supplied with (Part No.)
- Connecting sleeve (2129)

Coupling socket (2008)

Antistatic suction hose (Ø50mm/2”), 5 m /16 ft (2013)

Suction hose Ø50 mm /2” 5 m /16 ft (2401) on model 161500 and 161508

Floor nozzle (7238)

Chrome steel wand Ø50 mm /2” (7265)

Discharge:

“a” model (40 L /10 US gal container 40070)

“c” model (10 x plastic sacks 43619)

“L” model (Longopac 20 m /65 ft 432177)

Fine filter, polyester (44017)

HEPA H13 filter (44016)

Technical data

H x W x L (cm/inch)	139x56x70 /54"x22"x27"
Weight	a/ 50 kg /110 lbs c/ 46 kg /101 lbs L/ 48 kg /106 lbs
Inlet	Ø 76 mm /3"
Collection	40 L/10 US gal /20 L/ 5 US gal longopac
Flow at open inlet 115/230V	330/393 m³/h /188cfm
Max flow 115/230V	360/420 m³/h / 212 cfm
Negative pressure, max 115/230V	21/25 kPa /84/100 inwg
Power consumption 115/230V	2100/2680/3000 W
Sound level	70 dB(A)





# DC 3800 Wood Shavings Extractor

The professionals' choice

The DC 3800 Wood Shavings Extractor is designed especially to be connected to the Gjerde saw. It is suitable for source extraction on most saws where continuous operation and a high degree of separation is required. The DC 3800 Wood Shavings Extractor is a robust, mobile machine that is easy to move around.

As with all of Dustcontrol's mobile dust extractors, the DC Wood Shavings Extractor is very easy to service. The motor package comes from the DC 3900 and the cyclone comes from the DC 2900.

Part No.

118400 DC 3800 Wood Shavings  
Extractor, 230 V/ 50 Hz EU  
2173 Hose set for Gjerde saw



1-phase

eco

H

- Supplied with (Part No.)
- Connecting sleeve (2129)

Suction hose Ø50 mm/2", 7.5 m/ 22 ft antistatic (2013)

Floor nozzle B 500mm / W 19.7" (7238)

Chrome steel wand Ø50mm/2" (7265)

Plastic sacks (4714)

Fine filter, polyester (42025)

HEPA H13 filter (42024)

Technical data

H x W x D (cm/inch)	138x60x70 /54"x23"x27"
Weight	37 kg /81 lbs
Hose length	7.5 m /22ft Ø50 mm/ 2"
Container	90 L /23 US gal
Flow at open inlet	320 m³/h /188 cfm
Negative pressure	24 kPa /96 inwg
Power consumption	2600 W
Sound level	70 dB(A)

## DC 4000 PCB

Double filter cyclone

The DC 4000 PCB has been developed to comply with the requirements relating to PCB decontamination and is especially suitable for companies that deal with large volumes of light dust. The machine removes dust effectively and and significantly minimises the spread of PCBs, for example when removing sealants. The DC 4000 PCB is a powerful dust extractor that is easy to move around.

It has an air flow of approximately 400 m³/h/ 212 ft³/min and is equipped with double HEPA H13 and double fine filters. The DC 4000 PCB satisfies the Swedish Demolition and Remediation Contractors' recommendations regarding PCB remediation.

Part No.

113800 DC 400 PCB, 230 V / 50 Hz EU



- Supplied with (Part No.)
- Connecting sleeve (2129)

Coupling socket (2107)

Suction hose Ø50 mm /2", 5 m /16 ft antistatic (2013)

Suction hose Ø76 mm /3", 5 m /16 ft (2001)

Floor nozzle B 500mm / W 19.7" (7238)

Chrome steel wand Ø50mm/2" (7265)

Plastic sacks (42285)

2 x Fine filter, polyester (42025)

2 x HEPA H13 filter (42024)

Teknisk data

H x W x D (cm/inch)	145x65x70 /60"x25"x27"
Weight	57 kg /125 lbs
Hose length	5-10 m 16-32 ft, Ø50 mm 2"
Collector	20L/40L, 5/10 US gal
Flow at open inlet	400 m³/h /235cfm
Negative pressure	24 kPa /96 inwg
Power consumption	2600 W
Sound level	70 dB(A)





DC 5900a

For tough jobs

All DC 5900s are powerful and reliable mobile dust extractors. They are built on a robust and sturdy steel chassis for maximum durability, for example on construction sites. With a direct-driven, three-phase turbopump, the DC 5900 is suitable for continuous operation, conveying heavy material away, source extraction and cleaning.

The DC 5900 provides sufficient air flow for several users at the same time and it can also be used as a semi-mobile central unit in a tubing system. It is suitable for source extraction for grinding discs up to approx. 800 mm/ 31" in diameter.

Part No. DC 5900a

119302 400 V / 50 Hz /4 kW

119309 460V 60 Hz /10hp US

119310 600V 60 Hz /10hp CAN



3-phase



 **Supplied with** (Part No.)

Coupling socket (2107)

Coupling socket (2008)

Suction hose Ø50 mm/2", 7.5 m/ 22 ft antistatic (2013)

Floor nozzle B 500mm / W 19.7" (7238)

Chrome steel wand Ø50 /2" (7265)

Fine filter, polyester (429204)

HEPA H13 filter (42869)

Container 75 L /19 US gal (7368)

 **Technical data**

H x W x D (cm/inch)	194x78x116 /76"x30"x45"
Weight	176 kg /388 lbs
Container	75 L /19 US gal
Flow at open inlet	470 m³/h /353 cfm
Negative pressure	28 kPa /132 inwg
Power consumption	4 kW /10 hp
Sound level	75 dB(A)

DC 5900c

For tough jobs

All DC 5900s are powerful and reliable mobile dust extractors. They are built on a robust and sturdy steel chassis for maximum durability, for example on construction sites. With a direct-driven, three-phase turbopump, the DC 5900 is suitable for continuous operation, conveying heavy material away, source extraction and cleaning.

The DC 5900 provides sufficient air flow for several users at the same time and it can also be used as a semi-mobile central unit in a tubing system. It is suitable for source extraction for grinding discs up to approx. 800 mm/ 31" in diameter.

Part No. DC 5900c

119300 400 V / 50 Hz /4 kW

119307 460V 60 Hz / 10hp US

119308 600V 60 Hz /10hp CAN



3-phase



 **Supplied with** (Part No.)

Coupling socket (2107)

Coupling socket (2008)

Suction hose Ø50 mm/2", 7.5 m/ 22 ft (2401)

Floor nozzle B 500mm / W 19.7" (7238)

Chrome steel wand Ø50 /2" (7265)

Plastic sacks 10 pcs (46145)

Fine filter, polyester (429204)

HEPA H13 filter (42869)

 **Technical data**

H x W x D (cm/inch)	192x76x100 /75"x30"x39"
Weight	176 kg /388 lbs
Collector	60 L /15 US gal
Flow at open inlet	470 m³/h /353 cfm
Negative pressure	28 kPa /132 inwg
Power consumption	4 kW /10 hp
Sound level	75 dB(A)

DC 5900L

For tough jobs

All DC 5900s are powerful and reliable mobile dust extractors. They are built on a robust and sturdy steel chassis for maximum durability, for example on construction sites. With a direct-driven, three-phase turbopump, the DC 5900 is suitable for continuous operation, conveying heavy material away, source extraction and cleaning.

The DC 5900 provides sufficient air flow for several users at the same time and it can also be used as a semi-mobile central unit in a tubing system. It is suitable for source extraction for grinding discs up to approx. 800 mm/ 31" in diameter.

Part No. DC 5900L

119330 400 V / 50 Hz /4 kW

119334 460V 60 Hz /10hp US

119335 220/380V 60 Hz /10hp US



3-phase



 **Supplied with** (Part No.)

Coupling socket (2107)

Coupling socket (2008)

Suction hose Ø50 mm/2", 7.5 m/ 22 ft (2401)

Floor nozzle B 500mm / W 19.7" (7238)

Chrome steel wand Ø50 /2" (7265)

Longopac, 20 m /65 ft (432177)

Fine filter, polyester (429204)

HEPA H13 filter (42869)

 **Technical data**

H x W x D (cm/inch)	192x76x100 /75"x30"x39"
Weight	176 kg /388 lbs
Collector	20 m /65 ft
Flow at open inlet	470 m³/h /353 cfm
Negative pressure	28 kPa /132 inwg
Power consumption	4 kW /10 hp
Sound level	75 dB(A)

DC 5900H Asbestos

For hazardous enviroments



3-phase



 **4 kW Supplied with** (Part No.)

Coupling socket (2107)

Coupling socket (2008)

Suction hose Ø50 mm/2", 7.5 m/ 22 ft antistatic (2013)

Floor nozzle B 500mm / W 19.7" (7238)

Chrome steel wand Ø50 /2" (7265)

Fine filter, polyester (429204)

HEPA H13 filter (42869)

Container 75 L /19 US gal (7368)

 **Technical data**

H x W x D (cm/inch)	194x78x116 /76"x30"x45"
Weight	176 kg /388 lbs
Collector	Container
Flow at open inlet	470 m³/h /353 cfm
Negative pressure	28 kPa /132 inwg
Power consumption	4 kW /10 hp
Sound level	75 dB(A)


Part No. DC 5900H Asbestos

119370 400 V / 50 Hz /4 kW

119350 400 V / 50 Hz /9,2 kW P

119360 400 V / 50 Hz /9,2 kW S

All DC 5900s are powerful and reliable mobile dust extractors. They are built on a robust and sturdy steel chassis for maximum durability. Now also for work in hazardous enviroments. The DC 5900 H Asbestos is certified by the IFA\* for asbestos removal. Don't take risks with your health when removing asbestos!

 **4 kW Supplied with** (Part No.)

Coupling socket (2107)

Coupling socket (2008)

Suction hose Ø50 mm/2", 7.5 m/ 22 ft antistatic (2013)


Floor nozzle B 500mm / W 19.7" (7238)

Chrome steel wand Ø50 /2" (7265)

Fine filter, polyester (429204)

HEPA H13 filter (42869)

Container 75 L /19 US gal (7368)

 **Technical data**

H x W x D (cm/inch)	194x78x116 /76"x30"x45"
Weight	176 kg /388 lbs
Collector	Container
Flow at open inlet	470 m³/h /353 cfm
Negative pressure	28 kPa /132 inwg
Power consumption	4 kW /10 hp
Sound level	75 dB(A)

**9,2 kW P & S Supplied with** (Part No.)

Fine filter, polyester (429204)

HEPA H13 filter (42807)

	4 kW/10hp	9,2 kW P	9,2 kW S
H x W x D (cm/inch)	194x78x116 /76"x30"x45"	194x78x116 /76"x30"x45"	194x78x116 /76"x30"x45"
Weight	176 kg /388 lbs	210 kg /462 lbs	200 kg /440 lbs
Collector	Container	Container	Container
Flow at open inlet	470 m³/h /353 cfm	800 m³/h /471 cfm	500 m³/h/294 cfm
Negative pressure	28 kPa /132 inwg	28 kPa /112 inwg	40 kPa /160 inwg
Power consumption	4 kW /10 hp	9.2 kW /15hp	9.2 kW /15hp
Sound level	75 dB(A)	75 dB(A)	75 dB(A)

\*Institute for occupational safety and health of the German Social Accident Insurance



DC 5900 PTFE

For large quantities of dust



**Part No. DC 5900 PTFE 400 V/50 Hz 4kW**  
119306 75 L container  
119304 60 L sack  
119332 longopac

**Part No. DC 5900 PTFE 400 V/50 Hz 9,2kW**  
119311 60 L sack  
119331 longopac

The DC 5900 PTFE is the result of a joint development project with a market-leading manufacturer of concrete floor grinders. It is particularly suitable for the large quantities of dust generated during floor grinding. The machine is equipped with a pleated PTFE filter cartridge (Teflon filter) with a large filter area (5 m²) to maximise air flow. The PTFE filter reduces the tendency for fine dust to adhere to the filter.



4 kW Supplied with (Part No.)

Coupling socket 76/50 (2008) and 50/50 (2107)  
Suction hose Ø50 mm /2" 7.5m /23,5ft antistatic (2013)  
Floor nozzle B500/50 (7238)

Chrome steel wand Ø50 (7265)  
Fine filter, polyester PTFE Teflon (429203)  
HEPA H13 filter (42869)

9,2 kW Supplied with (Part No.)

Fine filter, polyester (429203)  
HEPA H13 filter (42807)



Technical data

	4 kW/10 hp	9,2 kW
H x W x D (cm/inch)	194x78x116 /76"x30"x45"	194x78x116 /76"x30"x45"
Weight	180 kg /397 lbs	180 kg /397 lbs
Collector	Container/Sack/Longopac	Container/Sack/Longopac
Flow at open inlet	470 m³/h /353 cfm	800 m³/h /470 cfm
Negative pressure	28 kPa / 132 inwg	28 kPa /112 inwg
Power consumption	4 kW /10 hp	9.2 kW /15hp
Sound level	75 dB(A)	75 dB(A)

DC 5900c 7.5kW

Extreme airflow

The DC 5900c 7.5 kW is equipped with a frequency converter, which makes it suitable for use where only 16A is available. The machine is a powerful dust extractor with a large airflow, ideal for applications such as floor grinding.



**Part No.**  
119303 DC 5900c 7.5 kW 400 V/50 Hz



Supplied with (Part No.)

Coupling socket (2129)  
Coupling socket 76/50 (2008) and 50/50 (2107)  
Suction hose antistatic Ø50 mm, 7.5 m (2013)  
Floor nozzle B500/50 (7238)  
Chrome steel wand Ø50 (7265)  
Fine filter, polyester (429204)  
HEPA H13 filter (42807)



Technical data

H x W x D (cm/inch)	194x78x116 /76"x30"x45"
Weight	210 kg /463 lbs
Collector	60 L /16 US gal
Flow at open inlet	630 m³/h /371 cfm
Negative pressure	28 kPa /112 inwg
Power consumption	7.5 kW /10 hp
Sound level	75 dB(A)

DC 5900 9.2kW S

For heavy material waste



Supplied with (Part No.)

Fine filter, polyester (429204)  
HEPA H13 filter (42807)



Technical data

H x W x D (cm/inch)	194x78x116 /76"x30"x45"
Weight	200 kg /440 lbs
Collector	Container/Sack
Flow at open inlet	500 m³/h /294 cfm
Negative pressure	40 kPa /160 inwg
Power consumption	9.2 kW /15hp
Sound level	75 dB(A)

Part No. DC 5900 9,2 kW S

119341 400 V / 50 Hz 75 L container  
119340 400 V / 50 Hz 60 L sack

DC 5900 9.2kW P

Maximum power

The DC 5900c 9.2 kW P generates an extremely large airflow and is therefore optimised for many extraction points. It is generally used in semi-mobile extraction systems where the machine is conveniently positioned in a central location and connected to a tubing system. Maximum efficiency is achieved and maintained with up to four simultaneous users.



Supplied with (Part No.)

Fine filter, polyester (429204)  
HEPA H13 filter (42807)



Technical data

H x W x D (cm)	194x78x116 /76"x30"x45"
Weight	210 kg /463 lbs
Collector	Container/Sack/Longopac
Flow at open inlet	800 m³/h /471 cfm
Negative pressure	28 kPa /112 inwg
Power consumption	9.2 kW /15hp
Sound level	75 dB(A)

Part no DC 5900 9,2kW V/50 Hz

119305 75 L container  
119301 60 L sack  
119333 longopac  
119336 460V /15hp 60Hz longopac US/CAN  
119314 460V /15hp 60Hz 60 L sack US/CAN  
119315 460V /15hp 60Hz 75 L container US/CAN  
119316 600V /15hp 60Hz 60 L sack US/CAN  
119317 600V /15hp 60Hz 75 L container US/CAN



# Comparison of our dust extractors

To help you find the right machine, we have compiled the various technical data relating to our dust extractors. Our machines can be compared with each other and against our competitors.

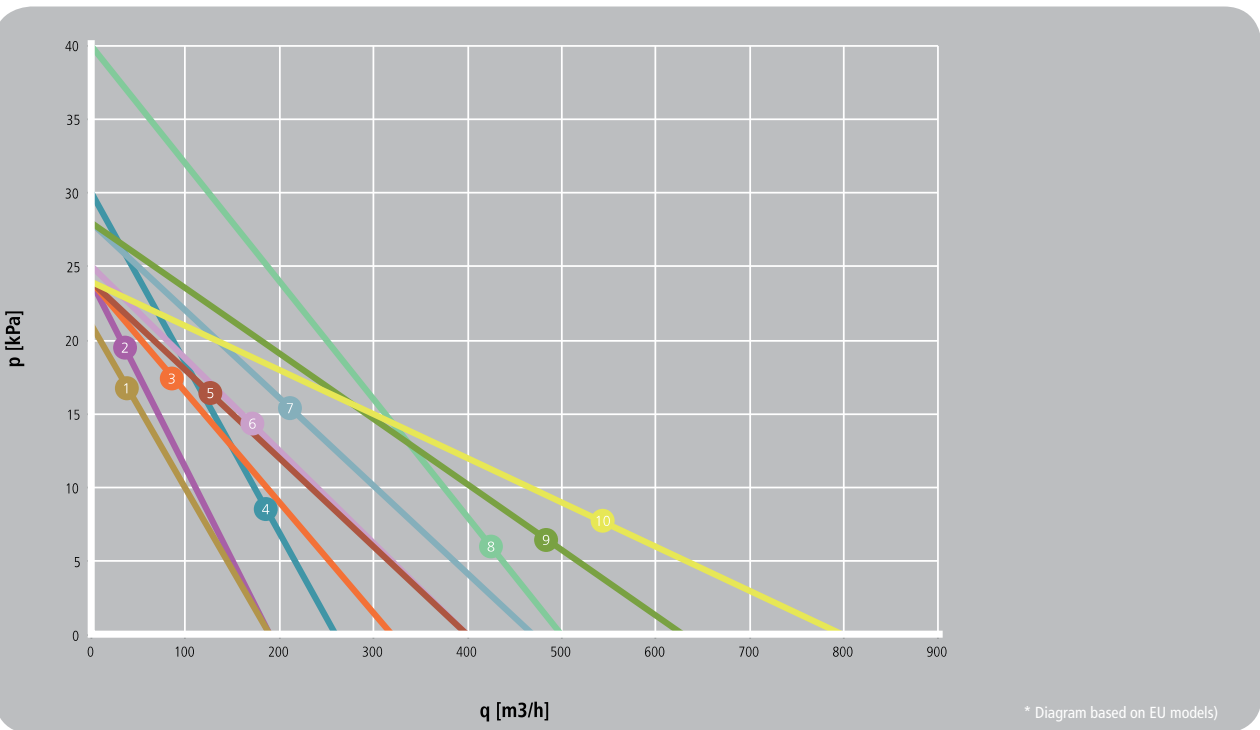
Technical data mini	DC 1800	DC 2900 c	DC 2900 a	DC 1800H Asbestos	DC 2800H Asbestos
H x W x L (cm/inch)	74x38x38 /29"x15"x15"	111x44x55 /43"x17"x21"	111x44x55 /43"x17"x21"	74x38x38 /29"x15"x15"	111x44x55 /43"x17"x21"
Weight	10 kg/22 lbs	14 kg/30,8 lbs	19 kg/42 lbs	10 kg/22 lbs	19 kg/42 lbs
Inlet	5 m/16 ft Ø38 mm/1,5"	5 m/16 ft Ø38 mm/1,5"	5 m/16 ft Ø38 mm/1,5"	5 m/16 ft Ø38 mm/1,5"	5 m/16 ft Ø38 mm/1,5"
Collection	15 L/3,9 US gal	20 L/5,3 US gal	40 L/10,56 US gal	15 L/3,96 US gal	40 L/10,56 US gal
Flow at open inlet	190 m³/h/114cfm	190 m³/h/114 cfm	190 m³/h/114 cfm	190 m³/h/114 cfm	190 m³/h/114 cfm
Negative pressure, max	21/24 kPa/84/96 inwg	21/24 kPa/84/96 inwg	21/24 kPa/84/96 inwg	24 kPa /96 inwg	21/24 kPa /84/96inwg
Power consumption	1200/1340/1285 W	1340/1285 W	1340/1285 W	1285 W	1340/1285 W
Sound level	68 dB(A)	68 dB(A)	68 dB(A)	68 dB(A)	68 dB(A)
Filter area, fine/HEPA filter	1.5 m²/0.85 m² 16 ft²/9,1 ft²	1.5 m²/0.85 m² 16 ft²/9,1 ft²	1.5 m²/0.85 m² 16 ft²/9,1 ft²	1.5 m²/0.85 m² 16 ft²/9,1 ft²	1.5 m²/0.85 m² 16 ft²/9,1 ft²

Technical data midi	DC 3900 a/c/L	DC 3900 Twin c/L	DC 3800H Asbestos	DC 3800 Wood Shavings Extractor
H x W x L (cm)	145x60x70 /57"x23"x27"	140x65x97 /55"x25"x38"	138x60x70 /54"x23"x27"	138x60x70 /54"x23"x27"
Weight	35/38 kg 77/84 lbs	54 kg/119 lbs	38 kg/83,7 lbs	37 kg /81 lbs
Inlet	5 m/16 ft Ø50 mm/2"	7.5 m/24,6 ft Ø50 mm/2"	5 m/16 ft Ø50 mm/2"	7.5 m /22ft Ø50 mm/ 2"
Collection	20 L/40 L/ 5,3/10,56 US gal /Longopac	40L/Longopac	40 L/10,56 US gal	container 90 L /23 US gal
Flow at open inlet	230/320 m³/h/188cfm	230/320 m³/h/188cfm	300 m³/h/188 cfm	320 m³/h /188 cfm
Negative pressure, max	21/25 kPa 84/100 inwg	21/24 kPa 84/96 inwg	21/24 kPa /84/96 inwg	24 kPa /96 inwg
Power consumption	2700/2600 W	2700/2600 W	2700/2600 W	2600 W
Sound level	70 dB(A)	70 dB(A)	75 dB(A)	70 dB(A)
Filter area, fine/HEPA filter	1.8 m²/1.5 m² 19,4 ft²/16 ft²	1.8 m²/1.5 m² 19,4 ft²/16 ft²	1.8 m²/1.5 m² 19,4 ft²/16 ft²	1.8 m²/1.5 m² 19,4 ft²/16 ft²

Technical data midi	DC 4000 PCB	DC 3900 Turbo	DC 3900 Twin Turbo	DC Tromb 400 a/c/L
H x W x L (cm)	145x65x70 /60"x25"x27"	145x60x97 /57"x23"x38"	140x65x97 /55"x25"x38"	139x56x70 /54"x22"x27"
Weight	57 kg /125 lbs	62 kg /137 lbs	81 kg /178 lbs	a/ 50 kg c/ 46 kg L/ 48 kg a/ 110 lbs c/ 101 lbs L/ 106 lbs
Inlet	5-10 m 16-32 ft, Ø50 mm 2"	5 m /16 ft (Ø50mm /2")	7.5 m/24,6 ft Ø50 mm/2"	Ø 76 mm /3"
Collection	20L/40L, 5/10 US gal	40 L/ 10 US gal	Plastic sack	20 L/40 L-5/10 US gal/longopac
Flow at open inlet	400 m³/h /235cfm	260 m³/h/188 cfm	260 m³/h /188 cfm	330/393 m³/h /188 cfm
Negative pressure, max	24 kPa /96 inwg	30 kPa /124 inwg	30 kPa /124 inwg	21/25 kPa /84/100 inwg
Power consumption	2600 W	2200 W/ 4 hp	2200 W /4 hp	2100/2680/3000 W
Sound level	70 dB(A)	75 dB(A)	75 dB(A)	70 dB(A)
Filter area, fine/HEPA filter	3.6 m²/3.0 m² 39 ft²/32,3 ft²	1.8 m²/1.5 m² 19,4 ft²/16 ft²	1.8 m²/1.5 m² 19,4 ft²/16 ft²	2.5 m²/2.2 m² 20,4 ft²/23,6 ft²

Technical data maxi	DC 5900 a/c/L	DC 5900 PTFE a/c/L	DC 5900 7.5 kW	DC 5900 9.2 kW S	DC 5900 9.2 kW P
H x W x L (cm)	a/194x78x116 /76"x30"x45" c/ 192x76x100 /75"x30"x39" L/ 192x76x100 /75"x30"x39"	194x78x116 /76"x30"x45"	194x78x116 /76"x30"x45"	194x78x116 /76"x30"x45"	194x78x116 /76"x30"x45"
Weight	a/179 kg /394 lbs c/ 176 kg /388 lbs L/ 176 kg /388 lbs	180 kg /397 lbs	210 kg /463 lbs	200 kg /440 lbs	210 kg /463 lbs
Inlet	Ø76 mm /3 inch	Ø76 mm /3 inch	Ø76 mm /3 inch	Ø108 mm /4.2 inch	Ø108 mm /4.2 inch
Collection	75 L /19 US gal /60 L /15 US gal/longopac 20 m /65 ft	75 L /19 US gal /60 L /15 US gal/longopac 20 m /65 ft	60 L /16 US gal	60 L /16 US gal	60 L /16 US gal
Flow at open inlet	470 m³/h /353 cfm	470 m³/h /353 cfm (4 kW) 800 m³/h /470 cfm (9,2 kW)	630 m³/h /371 cfm	500 m³/h /294 cfm	800 m³/h /471 cfm
Negative pressure, max	28 kPa /132 inwg	28 kPa /132 inwg	28 kPa /112 inwg	40 kPa /160 inwg	28 kPa /112 inwg
Power consumption	4 kW/10 hp	4 kW/10 hp /9,2kW/15 hp	7.5 kW /10 hp	9.2 kW /15hp	9.2 kW /15hp
Sound level	75 dB(A)	75 dB(A)	75 dB(A)	75 dB(A)	75 dB(A)
Filter area, fine/HEPA filter	5 m²/2.7 m² 54 ft²/29 ft²	5 m²/2.7 m² 54 ft²/29 ft²	5 m²/3.7 m² 54 ft²/39.8 ft²	5 m²/3.7 m² 54 ft²/39.8 ft²	5 m²/3.7 m² 54 ft²/39.8 ft²

Pressure generation and airflow of our machines\*



- 1

DC 2800H Asbest
- 2

DC 1800 & DC 2900
- 3

DC 3900, DC 3900 Twin & DC 3800 Wood Shavings Extractor
- 4

DC 3900 Turbo & DC 3900 Twin Turbo
- 5

DC 4000 PCB
- 6

DC Tromb 4000
- 7

DC 5900 4kW, DC 5900 PTFE
- 8

DC 5900 9.2kW S
- 9

DC 5900 7.5kW
- 10

DC 5900 9.2kW P

\* Diagram based on EU models)



# Semi-Mobile Systems

A semi-mobile system increases the accessibility to a powerful dust extractor on each floor. Instead of moving several small and large dust extractors around, each one requiring filter cleaning and filter replacement, several users can simultaneously connect their machines or power tools via a hose to a connection point. The sound level is reduced and it becomes easy for each team to clean up regularly, once the task has been completed.

The dust is collected directly at the source and conveyed by the hose system from each floor to the central dust extractor. Larger particles can be separated in a pre-separator, while the smallest and most dangerous dust particles are collected in the fine filter in the central unit. Dustcontrol can dimension the system and, if necessary, assist with installation and service.

## Semi-Mobile Systems

Semi-mobile dust collection systems are a practical solution when work is to be carried out on several floors and by several users at the same time. Each floor is connected to a central extraction system via a hose connection package and is equipped with a connection point for connecting the suction hose to the machine being used.

A Ø76 /3" hose that forms the main line is taken up through, for example, a lift shaft, refuse disposal chute or stairwell, and run to the dust extractor, which can in turn be connected to a pre-separator to collect larger particles, if necessary.

### Hose connection package for semi-mobile systems

One package is used for each floor to facilitate installation.

The package does not include electrical cables or the startbox for vacuum producers (ordered separately).



Part No. 3353



### The branch pipe and hose connection package is supplied with

	(Part No.)
1 x Rubber plug with chain	(4016)
1 x Hose, 2.5 m, 76 L	(2024)
2 x Joint Ø76 /3" (remove rubber ring)	(3007)
2 x Tube Ø76 /3" * 135	(3341)
1 x Screw 6*40	(MC6S)
1 x Branch pipe 45°, Ø76 /3"	(300311)
1 x Flap valve Ø50/76 /2"/3"	(3006)



One hose connection package is used for each floor.



Suction is available on each floor.



DC 5900, 9.2 kW P central unit with DC F Wheelbarrow pre-separator.



DC 50W

Powerful wet-vac (50 L /13 gal)

When drilling in concrete, large quantities of water are required, which becomes very dirty. Using a wet-vac to effectively extract the water prevents both the workplace from becoming wet and dirty, and the sewerage system from silting up. The slurry solids are collected in a filter bag for easy handling and disposal.

Dustcontrol's wet-vacs are easy to disassemble for cleaning and decontamination. This is an important benefit on units that require frequent cleaning. Robust construction helps these units resist the knocks from everyday use.

Part No.  
118600 DC 50-W, 230V, 50 Hz, EU



Supplied with (Part No.)

- Coupling socket (2108)
- Connecting sleeve (2114)
- Suction hose Ø38 mm /1.5", 5 m /16ft, antistatic (2012)
- Floor nozzle B370mm /W14"(7236)
- Chrome steel wand Ø38 (7258)
- Filter bag (42190)



Technical data

H x W x D (cm/inch)	87x63x54 /34"x25"x21"
Weight	34 kg /75 lbs
Hose length	5 m /16 ft Ø38 mm /1.5"
Flow at open inlet	190 m³/h
Negative pressure 230V	24 kPa
Vacuum motor, single-phase 230V	1400 W
Pump, single-phase (W)	550
Sound level	75 dB(A)

1-phase

DC 75W

Integrated slurry collection (75 L /19 gal)

When drilling in concrete, large quantities of water are required, which becomes very dirty. Using a wet-vac to effectively extract the water prevents both the workplace from becoming wet and dirty, and the sewerage system from silting up. The slurry solids are collected in a filter bag for easy handling and disposal.

Dustcontrol's wet-vacs are easy to disassemble for cleaning and decontamination. This is an important benefit on units that require frequent cleaning. Robust construction helps these units resist the knocks from everyday use.

Part No.  
118700 DC 75-W, 230V, 50 Hz, EU



Supplied with (Part No.)

- Coupling socket (2108)
- Connecting sleeve (2115)
- Suction hose Ø38 mm/1.5", 5 m /16ft, antistatic (2012)
- Floor nozzle B370mm /W14"(7236)
- Chrome steel wand Ø38 (7258)
- Filter bag (42190)



Technical data

H x W x D (cm/inch)	98x63x55 /38"x25"x21"
Weight	37 kg /81 lbs
Hose length	5 m /16 ft Ø38 mm /1.5"
Flow at open inlet	190 m³/h
Negative pressure 230V	24 kPa
Vacuum motor, single-phase 230V	1400 W
Pump, single-phase (W)	550
Sound level	75 dB(A)

1-phase

"All Dustcontrol machines are able to suck up small amounts of liquid, but for those of you who deal with larger quantities of water, we have developed a range of professional wet-vacs that can handle the toughest environments."



# DC AirCube 500

Small and easy to use



The DC AirCube 500 has been developed for ease of use and durability. The fan unit is a radial blower with a specially designed scroll to build up high pressure across its entire flow range. This means that the unit generates a large amount of airflow during the entire lifetime of the filter. Equipped with a power socket for items such as a lamp. An exhaust hose can be used to create negative pressure in a sealed room. The fan has two speed settings, which means that the unit can be run economically, for example during the night.



**Part No DC AirCube 500.**

- 112500 230 V, 50 Hz EU
- 112501 230 V, 50 Hz UK
- 112503 115 V, 50 Hz UK
- 112508 230 V, 50 Hz CH
- 112505 115 V, 60 Hz US/CAN



**Accessories** (Part No.)

- Hose 125 (2420)
- Funnel connection (42753)
- Hose clamp (4138)
- HEPA H13 filter (42692)
- Pre-filter (42690)



**Technical data**

H x W x D (cm/inch)	38x34x50 /15"x13"x20"
Weight	13 kg /28,6 lbs
Inlet/Outlet Ø	38x34 cm /Ø125 1.5x1.3 inch /Ø5"
Power consumption, fan	145/210 W
Flow at open inlet, max	470/600 m³/h 276/353 cfm
Pre-filter area	0,18 m² /1.9 ft²
HEPA filter area	4.2 m² /45 ft²
Filter class	H13
Sound level	45-65 dB

# DC AirCube 1200

Efficient and effective air cleaner



The DC AirCube is a highly efficient and robust air cleaner with the ability to clean the air even in large rooms, at a rate of up to 1,060 m³/h/647 cfm. The encapsulated fan housing contains a fan of the radial blower type that builds up high pressure across its entire flow range, which provides effective air cleaning for the entire lifetime of the filter. The speed of the fan is also continuously variable in order to save energy. The DC AirCube 1200 is equipped with both a HEPA H13 filter that captures the smallest particles, and a light that indicates when it is time to replace the filter.

**Part No DC AirCube 1200.**

- 111000 230V, 50 Hz EU
- 111001 230 V, 50 Hz UK
- 111002 115 V, 50 Hz UK
- 111008 230 V, 50 Hz CH
- 111003 115 V, 60 Hz US/CAN



**Accessories** (Part No.)

- Hose kit (42657)
- Bend 90° (42660)
- HEPA H13 filter (42940)
- Pre-filter (42918)



**Technical data**

H x W x D (cm/inch)	86x43x55 /34"x17"x21"
Weight	23 kg /51 lbs
Inlet/Outlet Ø	25/31,5 cm 0.98/1.24 inch
Power consumption, fan	375/385 W
Flow at open inlet, max	1660 m³/h /977 cfm
Pre-filter area	0.40 m² /4.3 ft²
HEPA filter area	5 m² /54 ft²
Filter class	H13
Sound level	60-68 dB

# DC AirCube 2000

Powerful air cleaner

With a capacity of approximately 1,800 m³/h /1059 cfm the DC AirCube 2000 is the most powerful single-phase air cleaner on the market.

The DC AirCube 2000 has a robust, stainless-steel chassis and an encapsulated fan with variable speed setting. With its ergonomic design, it is easy to carry and transport. It can also be operated when positioned horizontally.

The DC AirCube 2000 has a HEPA H13 filter with an area totalling 10 m² /107ft². An integrated light indicates when it is time to replace the filter.

**Part No DC AirCube 2000.**

- 102000 230 V, 50 Hz EU
- 102002 230 V, 50 Hz UK
- 102003 115 V, 50 Hz UK
- 102008 230 V, 50 Hz CH
- 102004 115 V, 60 Hz US/CAN



**Accessories** (Part No.)


- Hose kit (42657)
- Bend 90° (42660)
- HEPA H13 filter (42896)
- Pre-filter (42917)



**Technical data**

H x W x D (cm/inch)	102x56x70 /40"x22"x27"
Weight	30 kg /66lbs
Inlet/Outlet Ø	315/315 mm 12.4/12.4 inch
Power consumption, fan	360/505 W
Flow at open inlet, max	1800 m³/h /1059 cfm
Pre-filter area	0.5 m² /5.4 ft²
HEPA filter area	10 m² / 107 ft²
Filter class	H13
Sound level	60-68 dB

‘Dustcontrol’s high-efficiency air cleaner – the DC AirCube – is equipped with a HEPA H13 filter to separate dust and particles down to 0.3 microns. The DC AirCube contributes to a healthier working environment.’

 Dust class H (degree of permeability ≤ 0.005%) for particles as small as 0.1 mg/m³ and carcinogenic particles. According to IEC/EU 60335-2-69



# DC Box

Fume extraction cabinet for a safe and dust-free working environment

The DC Box is a specially designed dust extraction cabinet that protects against hazardous dust during decontamination and cleaning, before servicing or repairing machines and tools. The DC Box is equipped with a blow gun and a suction hose for vacuum cleaning. Larger particles and debris fall down into a plastic sack attached to the bottom of the cabinet.

The DC Box is easy to work with. Tools and machines are placed onto the rotating worktable and slid in through the side door. These are then cleaned either by vacuuming or using compressed air. The fine dust is vacuumed up and transported well away via a tubing system to a complete central unit located either in or outdoors. The size of the central unit and dimensioning of the tubing system is tailored to the needs of the customer. The system can be expanded so that it can also be used as a central extraction system with connections that are easily accessible across the entire worksite.

The DC Box is available in three versions: small, medium and large. The DC Box small uses the DC AirCube 500 air cleaner as its vacuum source and it is easy to use in cramped premises where there is no room for tubing and a central dust extractor.

The DC Box medium is the ideal solution for most users, as it includes a pre-separator and DC 11-Module 11kW p/15 hp central unit. If you want to be able to roll taller equipment directly into the cabinet for decontamination, then the DC Box large is the solution for you.



Rotatable, sliding workbench.



Large window and easy-to-access workspace



Compressed air connection and blow gun nozzle. Suction hose for easy cleaning inside the cabinet.




DC Box medium  
7470 DC Box standard



DC Box small complete with DC AirCube 500 50 Hz  
74701 230V EU  
74702 230V UK



DC Box large  
Customised after your requirements



The DC Box medium package is supplied with (Part No.)


DC Box (7470)

Trolley (42014)

DC F Mobile pre-separator (7074)


DC 11-Module 11 kW P central unit (14146602110)

Tubing system



Technical data DC Box

H x W x D (cm/inch)	200x80x160 /79"x31"x63"
Weight	160 kg /353 lbs
Inlet/Outlet	Ø76 mm /3"
Hose length	2 m /6.5ft
Flow	600 m³/h / 353 cfm



Technical data DC 11-Module 11 kW P/15hp

H x W x D (cm/inch)	180x100x130 /71"x40"x51"
Weight	260 kg /573 lbs
Inlet/Outlet	Ø180 mm /7"
Filter cleaning compressed air	4 l/s / 3 804 gph
Flow	800 m³/h /28 250 ft³/h
Negative pressure, max	22 kPa /88 inwg
Filter area	8.4 m² /90.4ft²
Degree of separation	>99.9%
Sound level	60-63 dB(A)

Contact your sales representative for correct dimensioning and a quotation for DC Box packages.



# Pre-Separators

For large volumes - use a pre-separator

When large quantities of material are to be separated, it is advisable to use a pre-separator. This can be placed where the work is being done or where the central unit is located.

Pre-separators should be used in all applications where the extracted material is coarse or voluminous. The pre-separator can be situated where the actual work is taking place, for separate handling and recovery of the extracted material, or located centrally.

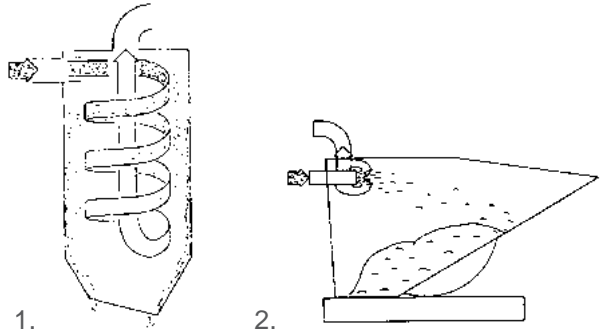
The pre-separator separates the material by means of dynamic separation, which means that the airflow is deflected so that the material is thrown out of the airstream. This can occur in a cyclone or a so-called inertial separator. Inertial separators usually consist of a container with the inlet and outlet in the same wall of the container. When the air flow changes direction abruptly, the coarse material is thrown into the container. Because a pre-separator is installed when the system is to handle large amounts of material, it is also important to plan the type of material discharge system to be used. Dustcontrol offers a range of standard solutions, such as peristaltic airlocks, container collection, and auger compactors.

## Pre-separators should be used:

- for the recovery of certain material
- for the pneumatic conveying of material
- to reduce the load on the tubing system
- to prevent overloading of the central unit
- to reduce the risk of filter clogging
- when liquids are to be separated

## Dustcontrol’s pre-separators work on two principles:

1. The cyclonic principle, which means that the inlet is mounted tangentially on the body so that the airflow is forced against the inside of the cyclone. This principle is very effective in separating very fine particles (down to 1/100 mm).
2. The inertial principle, which means that the air stream flows into the container and abruptly changes course. The outlet is located behind the inlet so that coarse particles are thrown into the container when the air changes course.



The following should be considered when choosing a pre-separator:

1. The type of dust to be handled.
2. Where the unit is to be located and how emptying will be performed.
3. The airflow that is expected.

# DC F 8000

For large quantities of dust

The DC F8000L is ideal for floor grinding and semi-mobile systems where large quantities of dust are handled. The pre-separator relieves the loading on the filter in the vacuum source and is equipped with a Longpac solution for dust-free sack changing, so that the user can minimise unnecessary and time-consuming stoppages. Also available as a standard “c” model with an intellibag.

**Part No.**  
70701 DC F 8000 Longpac  
70700 DC F 8000 c



**Supplied with** (Part No.)  
DC F 8000L, Longpac 20 m /65 ft (432177)  
or DC F 8000c, plastic sacks (46145)

Technical data	
H x W x D (cm/inch)	185x70x108 /73"x27"x42"
Weight	46 kg /101 lbs
Inlet	Ø108 mm /4"
Flow at open inlet, max	700 m³/h /412 cfm
Negative pressure	40 kPa /160 inwg

# DC F 60

Wooden floor grinding

The DC F 60 pre-separator can handle large quantities of dust. Due to its large inlet the pre-separator is also well suited to separate coarse dirt. Perfect for wooden floor grinding.

**Part No.**  
70690 DC F 60 with wheel set



Technical data	
H x W x D (cm/inch)	106x38x38 /42"x15"x15"
Weight	10 kg /22 lbs
Inlet	Ø50 mm /2"
Container	60L /16 US gal



# DC F 2800

Light and easy to use

The DC F 2800 pre-separator is often used in combination with the DC 2900 dust extractor to relieve the loading on the filter.

Part No.  
7372 DC F 2800



	<b>Technical data</b>
H x W xD (cm/inch)	100x54x45 /39"x21"x18"
Weight	10 kg /22 lbs
Inlet/Outlet	Ø50 mm /2"
Cyclone diameter	Ø250 mm /10"
Collection	40 L /10 US gal

**Supplied with** (Part No.)  
Plastic sacks (42702)

# DC F 3900

High capacity, low weight

The DC F 3900 is a robust pre-separator that has been designed to deal with large quantities of dust, especially when grinding. The chassis is adjustable to make it easier to transport. Thanks to its large inlet, it is also suitable for the collection of coarser types dust. The DC F 3900 separates 90% of the dust, thus relieving the load on the dust extractor. This means that the container/sack does not have to be emptied as often. The pre-separator can be connected to our DC 1800 eco, DC 2900 eco and DC 3900 eco dust extractors.

Part No.  
703900 DC F 3900 Longopac  
703901 DC F 3900 c



	<b>Technical data</b>
H x W xD (cm/inch)	154x60x78 /60"x23"x31"
Weight	25 kg /55 lbs
Inlet/Outlet	Ø50 mm /2"
Flow at open inlet, max	320 m³/h 188 cfm
Negative pressure	25 kPa /100 inwg

**Supplied with** (Part No.)  
The DC F 3900L is supplied with  
Longopac 20 m /65 ft (432177)  
The DC F 3900c is supplied with  
Plastic sacks (43619)

# DC Cyclone Separator Cover

Practical when there is a lot of dust

When large quantities of dust are produced, a DC 5900, for example, can be supplemented with a cyclone separator cover that is fitted directly onto a standard 200-litre /53 US gal drum.

Part No.  
7367 Cyclone separator cover



	<b>Technical data</b>
Height	58 cm /23"
Weight	10 kg /22 lbs
Inlet/Outlet	Ø76 mm /3"
Cyclone diameter	Ø250 mm /10"
For barrel diameter*	Ø620 mm /24"

\* Barrel not included

# DC F Wheelbarrow

Easy handling

The DC F Wheelbarrow is a mobile pre-separator designed like a wheelbarrow for ease of use. A small cyclone with two inlets is fitted in the container. Two tools, cleaning implements etc. can be connected at the same time. The container also has a special hatch so that material can be shovelled in and out dust-free during operation.

Part No.  
7130 DC F Wheelbarrow



	<b>Technical data</b>
H x W xD (cm/inch)	120x135x64 /47"x53"x25"
Weight	50 kg /110 lbs
Inlet x 2/Outlet x 1	Ø76 mm /3"
Cyclone diameter	Ø250 mm /10"
Filling volume	120 L /32 US gal



# DC F Tipping Container

For large quantities of coarse material

Tipping containers can be used as inertial separators by equipping the container with a divider baffle and fitting hoses onto the inlet/outlet connections on the rear wall of the container.

Inertial separation is particularly suitable when large quantities of coarse material are involved.

Part No. DCF Tipping Container  
7196 0.6 m³/158 gal  
7198 2.5 m³/660 gal



	<b>Technical data</b> <b>DC F Tipping Container 0.6m³/158 gal</b>
H x W xD (cm/inch)	118x108x159 /46"x42"x62"
Weight	240 kg /529 lbs
Total volume	0.6 m³ /158 US gal
Filling volume	0.3 m³ /79 US gal
Negative pressure, max	40 kPa /160 inwg

Technical data	
DC F Tipping Container 2.5m³/660 gal	
H x W xD (cm/inch)	147x128x218 /58"x50"x86"
Weight	570 kg /1257 lbs
Total volume	2.5 m³/660 US gal
Filling volume	1.3 m³/343 US gal
Negative pressure, max	40 kPa /160 inwg





## The most hazardous dust is the dust you can't see!

The smaller a particle is, the deeper into the pulmonary system it penetrates. Respirable dust, the dust we inhale, is made up of particles smaller than 5 thousandths of a millimetre (5  $\mu\text{m}$ ). Because the particles are so small, they can penetrate into the deepest parts of the pulmonary system where the air moves too slowly to be able to breathe them out again.

The lungs' way of protecting themselves is to wrap the foreign particles in nodules of connective tissue, which, in time, leads to pneumoconiosis or COPD (Chronic Obstructive

Pulmonary Disease). Some types of particles, such as silica and asbestos dust, cannot be broken down by the body and are also sharp, which is why they continue to cause damage long after they have become lodged in the lungs.

The best protection is to remove dust at the source and never allow it to reach the air. Dustcontrol has developed suction casings for most handheld and stationary machines, and also produces tailor-made suction casings.

- A strand of human hair is approximately 100  $\mu\text{m}$  in diameter.
- Particles smaller than 10  $\mu\text{m}$  are not visible with the naked eye.
- A particle of tobacco smoke is on average 0.01 to 1.00  $\mu\text{m}$ .
- Most bacteria are between 0.35 and 10.0  $\mu\text{m}$ .
- Almost all viruses are smaller than 0.03  $\mu\text{m}$ . ( $\mu\text{m}$  = micron)



# Classification of Dust Extractors and HEPA Filters

Dust extractors are used to improve the working environment, and to reduce levels of hazardous dust in the air to a minimum. This places great demands on the ability of the dust extractor to separate fine dust. We use a fine filter in our mobile dust extractors, which separates most of the dust. But in order to capture close to 100% of the finest and most dangerous particles, we always complete the design with a HEPA H13 filter.

Here at Dustcontrol, we use conical, pleated filters in all of our dust extraction units. A pleated filter has a very large area in relation to its physical size. The dust extractors can therefore be compact in relation to the large filter area they contain.

Only original Dustcontrol filters are tested and approved for use in our machines. The use of other types of filters could lead to the leaking of hazardous dust and/or machine breakdown. Dustcontrol’s warranty only applies to machines equipped with original Dustcontrol spare parts. The filters are certified in accordance with current European requirements for dust extraction. This ensures that, with correct handling, optimum filtration will be achieved. Follow the instructions when handling filters, so that they can be replaced without exposure to hazardous dust.

*To ensure that the filters comply with the requirements of relevant regulations for health and safety at work, a number of different testing standards are used. These are described below:*

### Test methods

The test methods used in current standards for dust extractors and filters are always based on particle counting. By injecting particles before the filter and by using a particle counter to determine the concentration before and after the filter, the penetration can be calculated (a penetration of 0.1% is equal to a degree of separation of 99.9%). The test is carried out in several stages by individually examining the filter media, the complete filter cartridge and, in some cases, also the complete unit.

### HEPA filters — High Efficiency Particulate Air Filters

When classifying HEPA filters, Dustcontrol uses the strict HEPA standard (EN 1822-1). It is divided into different levels (E10 to H14) depending on filtration efficiency. Dustcontrol applies level H13, which can separate up to 99.95% of the particles between 0.15 and 0.30 µm in size. This particle size is used because it is the hardest to separate – both larger and smaller particles are easier to capture in a filter.

### Dust extractors

In IEC-60335-2-69 (EN-60335-2-69), the standard for testing wet and dry extractors, dust extractors are classified into three categories – L for low, M for medium and H for high – where the H category is the most stringent. (Please note: do not confuse this “H” with that in HEPA H13). The category required for a specific application is decided on the basis of the permitted maximum concentration for that type of dust (MAK) in the working environment.

### The test according to EN-60335-2-69 comprises two parts:

1. A test of the filter system – in our case, a fine filter and a HEPA H13 filter. To achieve category H, a degree of separation of 99.995% is required, where 90% of the test particles must be smaller than 1.0 µm. Our fine filters comply with category M, and our HEPA H13 filters with category H.
2. A test of the “assembled unit” – in our case, a complete dust extractor. Here, 99.995% efficiency is also required, however 10% of the particles must be smaller than 1.0 µm, 22% smaller than 2.0 µm, and 75% smaller than 5.0 µm.

The filter systems in all Dustcontrol dust extractors are built to comply with the stringent IEC machine classification H.

## Classification of our dust extractors



NAME	CLASSIFICATION	STANDARD	EFFICIENCY	PARTICLE SIZE	EXAMPLE	MAK (Maximum Work-place Concentration)
	L=		> 99%			> 1.0 mg/m³
	M=		> 99%			> 0.1 mg/m³
IEC* standard	H=		>99.995%	0.1 - 5.0 µm**	H=99.995%	< 0.1 mg/m³ and carcinogenic substances including asbestos


\* IEC: International Electrotechnical Commission      \*\* Part 1: 90 % < 1.0 µm      Part 2: 10 % < 1.0 µm  
22 % < 2.0 µm  
75 % < 5.0 µm

## Classification of our HEPA filters



NAME	CLASSIFICATION	STANDARD	EFFICIENCY	PARTICLE SIZE	EXAMPLE
	E10		85%	MPPS**** between 0.15–0.30 µm	
	E11		95%		
	E12		99.5%		HEPA H13 = 99.95 %
HEPA*	H13	EN 1822-1	99.95%		
DOP**		US IAW MIL-STD 282, 1956)***	99.97%	0.30 µm	DOP 99.97 %

\* High Efficiency Particle Air filter, \*\* DOP: Dioctyl Phthalate, \*\*\* IAW: The Indications, Analysis, and Warnings Program, \*\*\*\* Most Penetrating Particle Size  
\* IEC: International Electrotechnical Commission      \*\*Part 1: 90 % < 1.0 µm      Part 2: 10 % < 1.0 µm  
22 % < 2.0 µm  
75 % < 5.0 µm





# Cleaning Accessories

In order for you to get the most out of your Dustcontrol, you need the right accessories. We supply cleaning equipment in all sorts of designs and materials. If something is missing, we can even manufacture customised solutions. Please speak to your sales representative for more information.

## Cleaning Accessories Ø38 mm /1,5 inch

No.	Part No.	Description
1	7038	Suction nozzle
2	7047	Suction brush W 200mm /7.8"
3	7048	Pipe nozzle RB 100
4	7049	Pipe nozzle RB 200
5	7276*	Tapered nozzle
6	7365	Flat nozzle
7	7257	Chrome steel wand
8	7258*	Aluminium wand
9	7259*	Aluminium wand, with wear strip
10	7260	Chrome steel extension wand, L = 715 mm /28"
11	7261*	Aluminium extension wand, L = 705 mm /27"
12	7264*	Tapered nozzle
13	7213	Chrome steel flat nozzle, L = 400 mm /15.7"
14	7035	Chrome steel hand pipe
15	7262	Chrome steel hand pipe, curved
16	7235*	Cast aluminium floor tool 370 mm /14.5"
17	7236*	Cast aluminium floor tool 450 mm 17.7"
18	7320/21	Moulded plastic floor tool 320mm /12.6", with rubber wipe/brush
19	7322/23	Moulded plastic floor tool 370mm /14.5", with rubber wipe/brush
20	7300	Rubber floor tool
21	7278*	Suction brush
22	7275	Rubber part of suction brush, 7278
23	7263	Brush for 7275, 7278
24	726301*	ESD brush for 7278, 7279
25	7398	Brush for 7278, 7279, hard, white

\* Antistatic  
To order an antistatic (ESD) version, add the letter E to the end of the part no.



# Cleaning Accessories Ø50 mm / 2 inch






ERGO Grip for better handling.  
Fits on all Ø50 /2" wands and  
Ø50 /2" bulk nozzle.


7

\* Antistatic  
To order an antistatic ESD version, add the letter E to the end of the part no.


No.	Part No.	Description
1	7266	Aluminium wand
2	7267	Aluminium wand, with wear strip
3	7265	Chrome steel wand
4	7268/69	Chrome steel extension wand, 710 mm/28"
		Aluminium extension wand, 710 mm/28"
5	7033	Chrome steel hand pipe
6	7271	Chrome steel hand pipe, curved
7	7285	ERGO Grip handle
8	7272*	Tapered nozzle
9	7277*	Tapered nozzle
10	7212	Flat nozzle, L = 400 mm /15.7"
11	7295	Bulk nozzle
12	7013	Rubber floor tool
13	7281*	Floor nozzle W 200 mm /7.8"
14	7238*	Cast aluminium floor tool, 500 mm/19.6"
15	7307	Gulper floor tool, aluminium
16	7149	Chip nozzle 50x70x243/ 1.9"x2.7x9.6"
17	7030	Suction nozzle
18	7279*	Suction brush
19	7016*	Suction nozzle with brush
20	7275	Rubber part for suction brush
21	7263	Brush for 7274, 7279
22	726301*	ESD brush for 7278, 7279
23	7398	Brush for 7278, 7279, hard, white

# Cleaning Accessories Ø76 mm / 3 inch





Part No.	Description
7126	Clamp for scraper
7127	Scraper for suction lance
7129	Handle, complete
7161	Bulk nozzle
7162	Suction lance





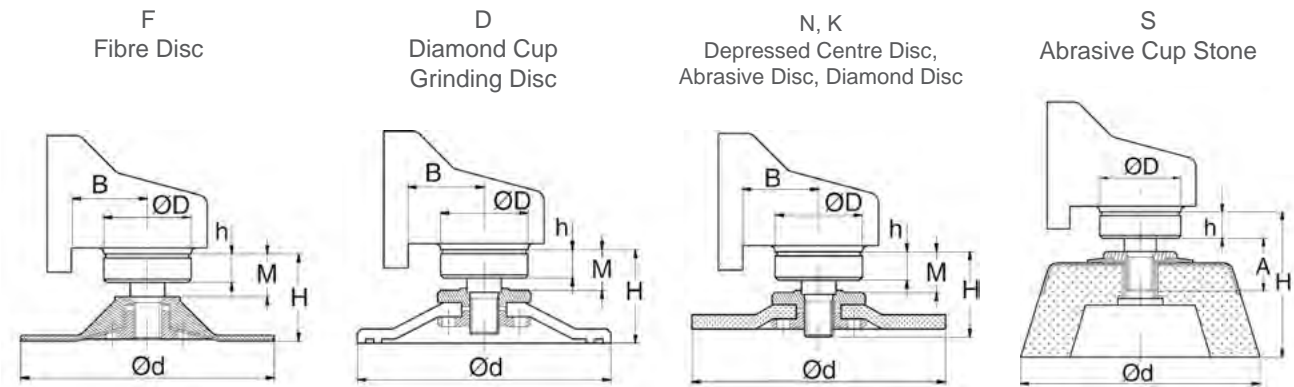
# Find the Right Suction Casing



## Capture Dust at the Source

The suction casing is the key to an effective source extraction system. It must be light-weight and well designed, but it should also capture the dust efficiently and effectively.

Here we present our suction casings for the most common power tool types and manufacturers.



Machine		Make		Type		
D	d	H	h	A	B	M

### Legend

- F Fibre disc
- D Diamond cup grinding disc
- N Depressed centre disc
- K Abrasive disc, diamond disc
- S Abrasive cup stone

*If you cannot find the suction casing you are looking for, contact your sales representative for pricing information regarding a product tailored to your specific needs.*



# Suction Casing Kit for Fibre Discs (F)

1

Measure the diameter of the disc

2

Measure the diameter of the mounting collar on the machine - ØD and the height of the machine - H

3

Disc diameter	Ø D (in/mm)	H (in/mm)	Connection, Ø (in/mm)	Part No.
1½–3" (38–75 mm)	1.1"/27	*	1.25"/32	6833*
4" (100 mm)	1.6"–1.9"/40–49	1.5"–1.7"/39–44	1.25"/32	6670
4 ½" (115 mm)	1.6"–1.9"/40–49	1.5"–1.9"/39–48	1.25"/32	6671
5" (125 mm)	1.6"–1.9"/40–49	1.5"–1.9"/39–48	1.25"/32	6672
5" (125 mm)	2"/50	1.5"–2.1"/38–61	1.25"/32	6673
7" (175 mm)	2.1"–2.4"/54–61	2"–2.3"/50–59	1.5"/38	6674
7" (175 mm)	2.4"–2.6" & 2.9"–3" / 62–65 & 74–77	2"–2.9"/50–73	1.5"/38	6675

\*\* Some Hitachi machines have a Ø40 mm /1,6" conical neck. With these, it is necessary to buy an aluminium ring (Part No. 6270). When fitted on the machine, this aluminium ring enlarges the ØD of the machine to 50 mm /1,9"– therefore choose the 5" N, K suction casing kit – Part No. 6678.

# Suction Casing Kit for Diamond Cup Grinding Discs (D)

1

Measure the diameter of the disc

2

Measure the diameter of the mounting collar on the machine - ØD and the height of the machine - H

3

Disc diameter	Ø D (in/mm)	H (in/mm)	Connection, Ø (in/mm)	Part No.
4 ½" (115 mm)	1.6"–1.9"/40–49	1.9"–2.1"/49–54	1.25"/32	6681
5" (125 mm)	1.6"–1.9"/40–49	1.9"–2.8"/49–70	1.25"/32	6682
5" (125 mm)	2"/50	1.5"–2.4"/38–61	1.25"/32	6673
7" (175 mm)	2.1"–2.4"/54–61	2.5"–2.8"/63–72	1.5"/38	6683
7" (175 mm)	2.4"–2.6" & 2.9"–3" / 62–65 & 74–77	2.5"–3.4"/63–86	1.5"/38	6684






# Suction Casing Kit for Depressed Centre Discs, Abrasive Discs and Diamond Discs (N, K)

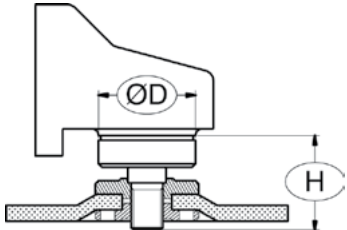
1

Measure the diameter of the disc





2

Measure the diameter of the mounting collar on the machine ØD and the height of the machine - H.



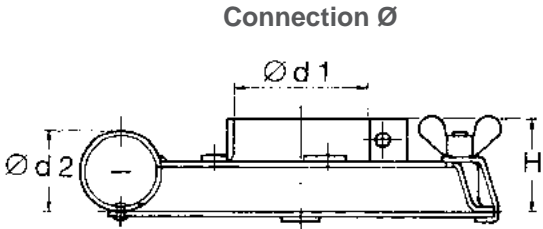
3





Disc diameter	Ø D (in/mm)	H (in/mm)	Connection, Ø (in/mm)	Part No.
4 ½" (115 mm)	1.6"-1.9"/40-49	1.2"-1.8"/31-46	1.25"/32	6676
5" (125 mm)	1.6"-1.8"/40-45	1.2"-1.8"/31-46	1.25"/32	6677**
5" (125 mm)	1.8"-2.1"/46-53	1.2"-1.8"/31-46	1.25"/32	6678
7" (175 mm)	2.4"-2.6" & 2.9"-3"/62-65 & 74-77	1.2"-2"/31-51	1.5"/38	6679
9"*	4.4"/112	1.5"/37	1.5"/38	6221*
9"	2.7"/68	2"/51	1.5"/38	6202*
9"	2.9"/74	2.1"/54	1.5"/38	6302*
9"	2.9"/74	1.5"/37	1.5"/38	6349*
9"	2"/50	1.9"/47	1.5"/38	6500*
9"	2.4"/62	2.1"/54	1.5"/38	6416*
9"	2.4"/62	2"/50	1.5"/38	6438*
9"	2.4"/62	1.9"/48	1.5"/38	6555*
9"	2.6"/65	1.6"/40	1.5"/38	6842*
9"	2.5"/64	2"/52	1.5"/38	6427*
	2.3"/58	2.1"/54	1.5"/38	6537*
Georges Renault KL 365 9"		59	38	6388*


\*With the clamping rings welded on the suction casings.  
\*\*Some Hitachi machines have a Ø40 mm conical neck. With these, it is necessary to buy an aluminium ring (Part No. 6270). When fitted on the machine, this aluminium ring enlarges the ØD of the machine to 50 mm – therefore choose the 5" N, K suction casing kit – Part No. 6678.



# Suction Casing Kit for Abrasive Cup Stone (S)

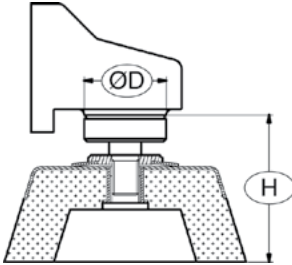
1

Measure the diameter of the disc





2

Measure the diameter of the mounting collar on the machine ØD and the height of the machine - H.



3






Disc diameter	Ø D (in/mm)	H (in/mm)	Connection, Ø (in/mm)	Part No.
5" (125 mm)	1.9-3" /50-77	1.8-3.2"46-81	1.5" /38	6680
6" (150 mm)			1.5" /38	6023

# Reciprocating Saw



## Suction casings C



Machine model	Connection, Ø (mm)	Part No.
Atlas Copco SSE 1000 X/SQ/, Milwaukee 65xx-xx (Sawzall)	1.5" /32	6290
Milwaukee 6378	1.5" /32	6269



Hammer Drills, Chisels and Breakers

Spare Parts for Suction Casings





Part No. 7033 Chrome steel hand pipe Ø50



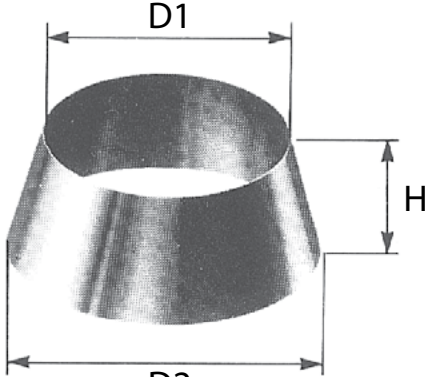
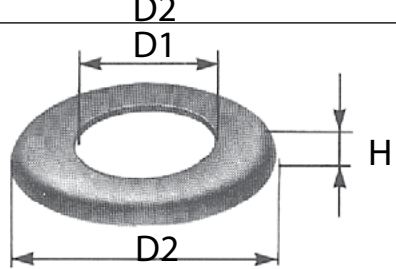
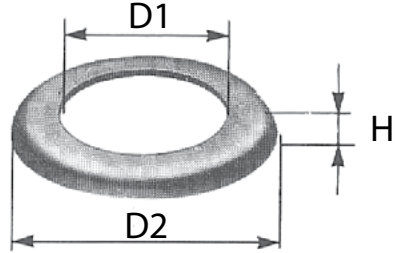
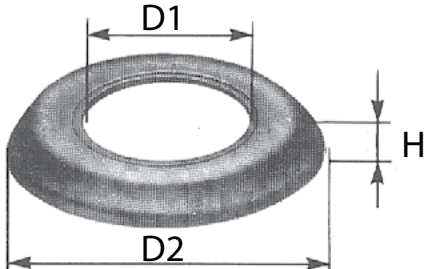
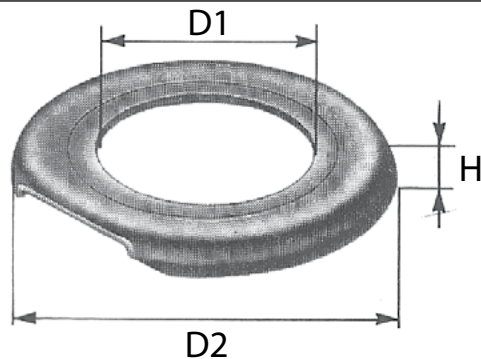
Suction casings B, H, M, L

No	Part no.	Connection tool Ø (in/mm)	Hose connection Ø (in/mm)	Height (in/mm)
1	6621	1.89"/48	1.5"/38	6.22"/158
2	6622	1.69"/43	1.5"/38	6.22"/158
3	6077	1.26"/32	1.26"/32	4.4"/112
4	6078	2.4"/61	1.5"/38	7"/178
5	6001 (7033)	-	2"/50	3.9"/100
6	6130	Bellow for 6078, 6621 and 6622		

Part No. 6622 and 6077 are perfect for small chisel hammers.

Model-specific suction casings

Part No.	Model	Hose connection Ø (in/mm)
6229	Atlas Copco RRD 37/RRD 57	1.5" /38
6152	Atlas Copco BBD 11/RRC 73	1.5" /38

	Description	Dimension				Part No.
			D1 in/mm	D2 in/mm	H in/mm	
		Plastic ring for saucer grinder	5S 6S	4.8"/121 5.8"/147	5.5"/139 6.5"/164	
	Rubber collar for fibre disc (F)	1 ½ F 2 F 3 F 4 F 4 ½ F 4 ½ F 5 F	1.5"/39 1.5"/39 1.5"/39 2.8"/72 2.8"/72 2.8"/72 2.8"/72	2.3"/59 2.7"/69 3.7"/95 4.6"/117 5.3"/135 5.3"/135 5.7"/145	.9"/23 .9"/23 1" /25 .5"/13 .5"/13 .9"/23 .5"/13	6314 6313 6312 6182 6181 618100 6195
	Rubber collar for fibre disc (F)	5 F	3.8"/96	5.9"/150	.6"/15	6006
	Rubber collar for osc. sanding machine	5 O 6 O	2.8"/72 3.8"/96	5.7"/145 6.7"/170	1.5"/38 1.1"/28	6212 6180
	Rubber collar for fibre disc (F)	7 F 7 F 8 F 9 F	4.4"/112 4.4"/112 4.4"/112 4.5"/113	7.7"/196 7.7"/196 8.7"/221 10"/250	.7"/19 1.4"/35 1.6"/41 1.25"/32	6002 6034 6211 6039



Suction Hoses

Hoses need to have different characteristics depending on their intended use. Dustcontrol supplies hoses that are:

- wear-resistant, lightweight and flexible
- unaffected by extremes of temperature
- crushproof
- antistatic

When using long suction hoses that are coupled together, the hose closest to the suction casing should be the one with the smallest diameter and it should be no longer than 9,8 ft /3 m. Coupling should be carried out using external couplings that are easy to use.



Product	Part No.	Dimension Ø	Standard length ft /m	Colour	Material	Temp °F /°C max/ min	Anti- static	Abrasion resistance	UV and ozone resistance	Resistance to welding fumes	Resistance to solvent and oil
Suction hoses, standard	2001	3"/76 mm	32 /10	Blue	PE	140/-22/+60/-30	No	2	2	3	3
	2401	2"/50 mm	16,32,49 /5,10,15	Blue	PE	140/-22/+60/-30	No	2	2	3	3
	2111	1.5"/38 mm	16,32,49 /5,10,15	Blue	PE	140/-22/+60/-30	No	2	2	3	3
	2112	1.25"/32 mm	16,32,49 /5,10,15	Blue	PE	140/-22/+60/-30	No	2	2	3	3
	2113	1"/25 mm	16,32,49 /5,10,15	Blue	PE	140/-22/+60/-30	No	2	2	3	3
Suction hoses, heat-resistant	2004	2"/50 mm	16,32,49 /5,10,15	Grey	PP(EPDM)	194/-40/+90/-40	No	3	2	1	4
	2003	1.5"/38 mm	16,32,49 /5,10,15	Grey	PP(EPDM)	194/-40/+90/-40	No	3	2	1	4
Suction hoses, antistatic	2024*	3"/76 mm	32 /10	Black	PE	140/-4/+60/-20	Yes	2	2	3	3
	2013*	2"/50 mm	16,32,49 /5,10,15	Black	PE	140/-4/+60/-20	Yes	2	2	3	3
	2012*	1.5"/38 mm	16,32,49 /5,10,15	Black	PE	140/-4/+60/-20	Yes	2	2	3	3
	2005*	1.25"/32 mm	16,32,49 /5,10,15	Black	PE	140/-4/+60/-20	Yes	2	2	3	3
Suction hoses, PU extra abrasion- resistant	2025*	1"/25 mm	16,32,49 /5,10,15	Black	PE	140/-4/+60/-20	Yes	2	2	3	3
	2056	3"/76 mm	16 & 32 /5 & 10	Transparent	PU	194/-40/+90/-40	Yes**	1	1	3	1
	2054	2"/50 mm	16 & 32 /5 & 10		PU	194/-40/+90/-40	Yes**	1	1	3	1
	2055	1.5"/38 mm	16 & 32 /5 & 10		PU	194/-40/+90/-40	Yes**	1	1	3	1
Super D superelastic	2038	1.5"/38 mm	49 /15	Black/white	PVC	185/-23/+85/-5	No	2	2	2	4
	2039	2"/50 mm	49 /15	Black/white	PVC	185/-23/+85/-5	No	2	2	2	4

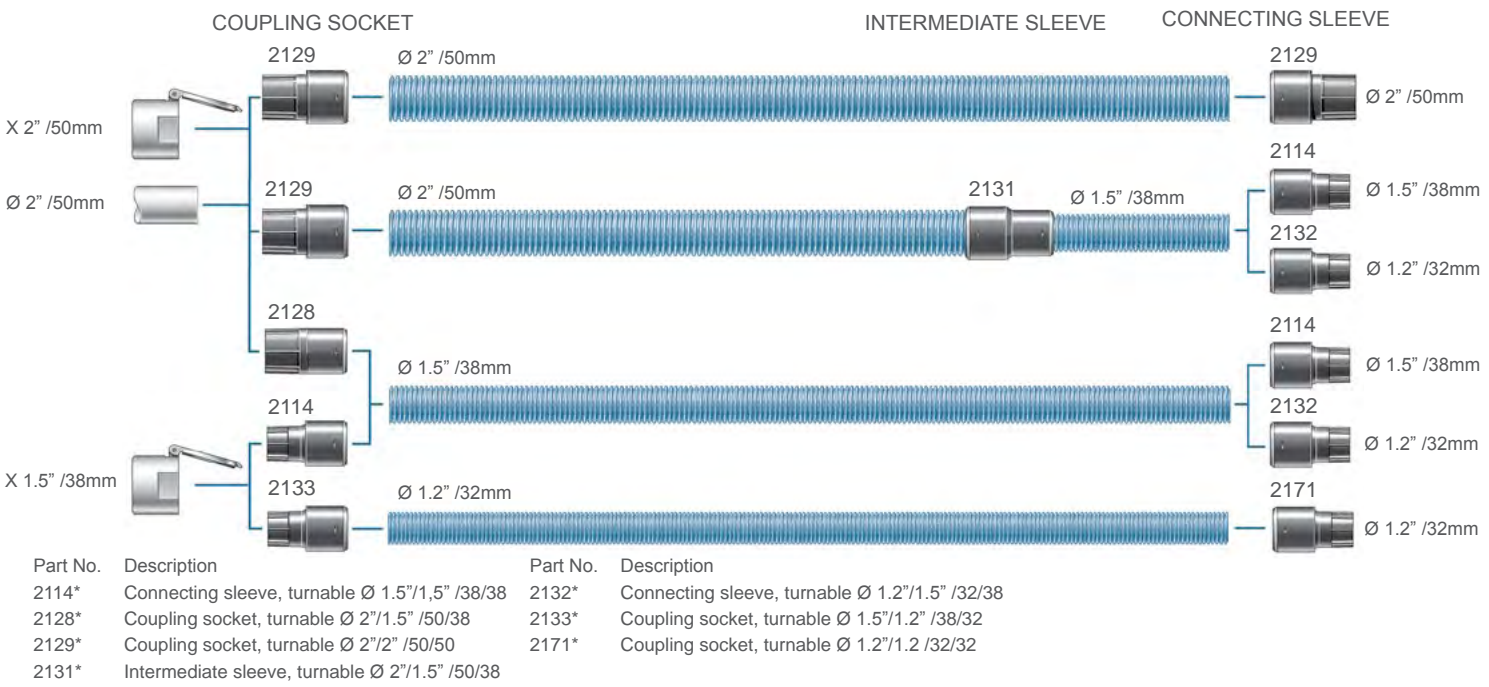
Resistance scale

- 1 Excellent
- 2 Good
- 3 Limited
- 4 Poor

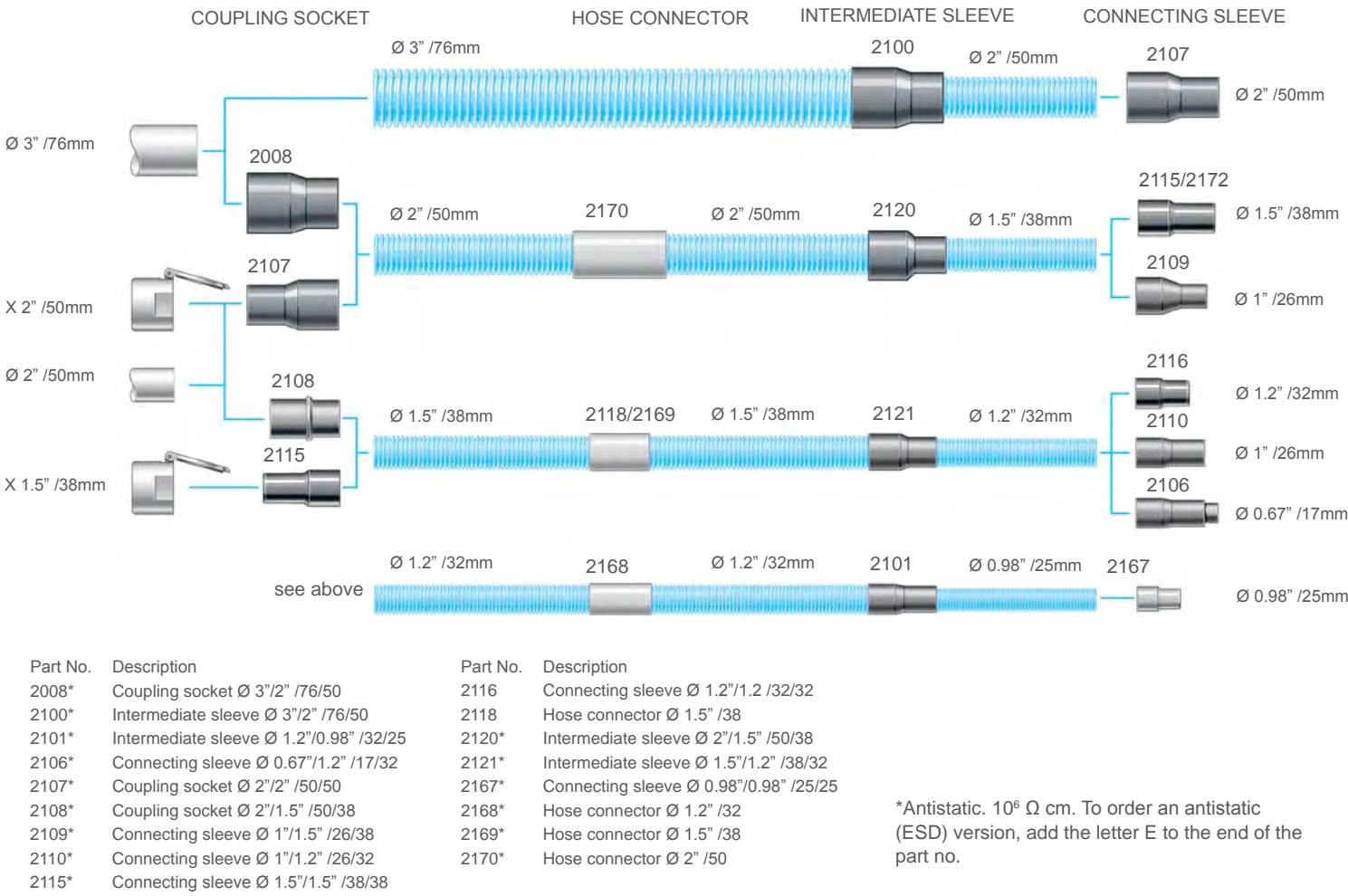
\* Antistatic is defined as having a conductivity of < 10 6 Ω. To order an antistatic (ESD) version, add the letter E to the end of the part no.

\*\* The wire helix must be bared and left in contact with conductive material for static discharge.

Turnable Hose Connectors




Non-Turnable Connectors



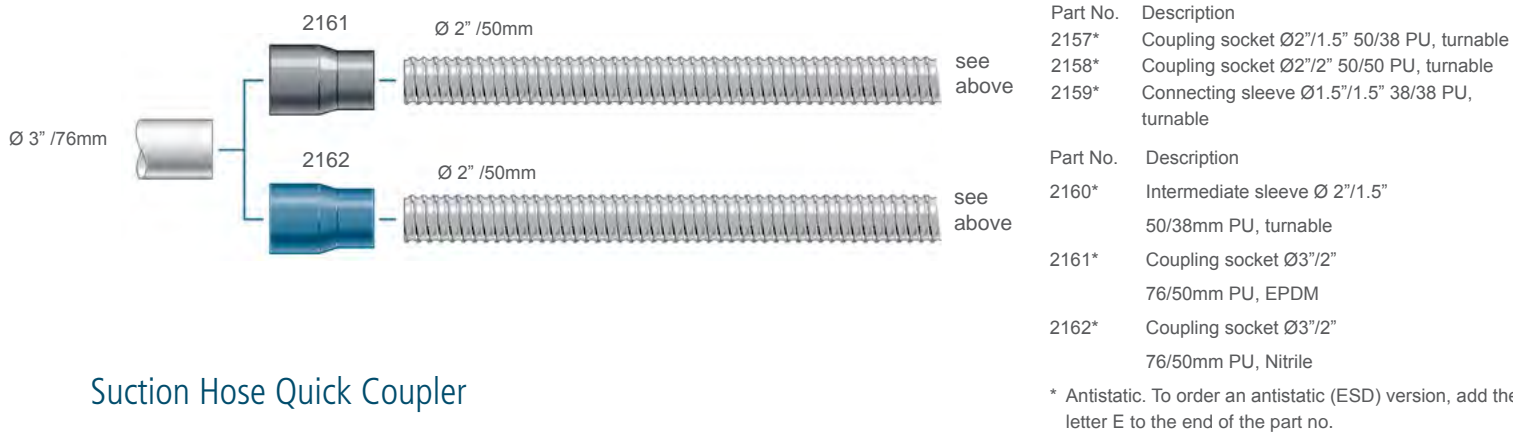
\*Antistatic. 10<sup>6</sup> Ω cm. To order an antistatic (ESD) version, add the letter E to the end of the part no.



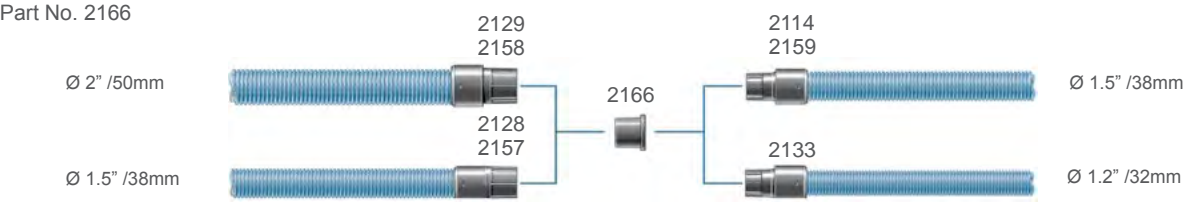
Turnable Connectors for PU Suction Hoses



Non-Turnable Connectors for PU Suction Hoses



Suction Hose Quick Coupler

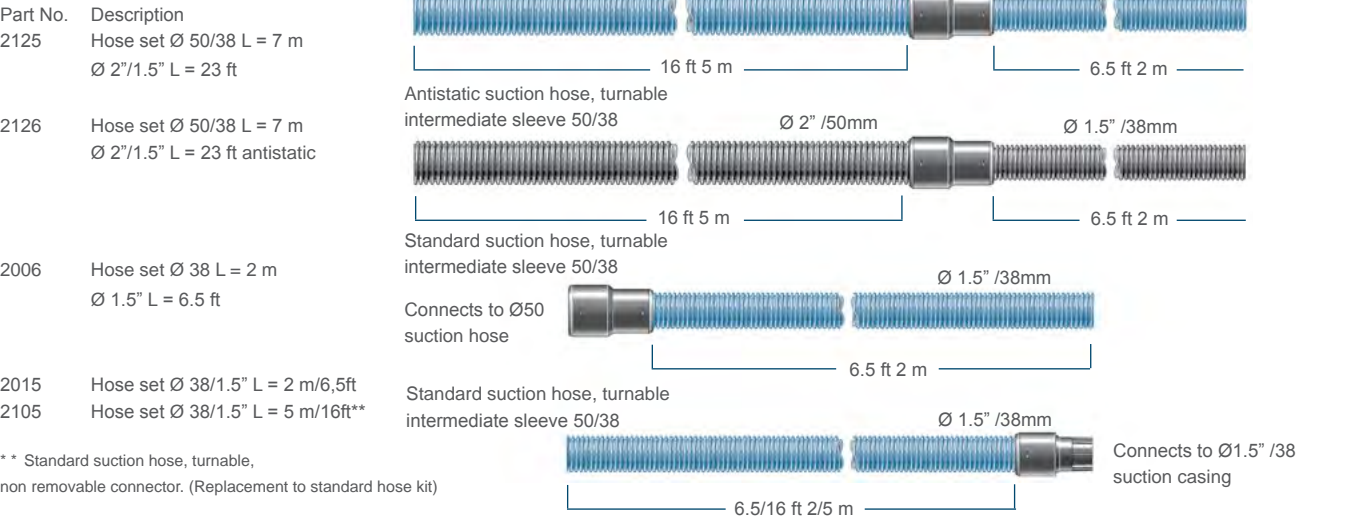


Multi-Connection for Handheld Power Tools with Integrated Suction Casings



The multi-connection fits onto suction casings with an outlet diameter of 0,98-1,37 inch /25-35 mm. Cut off a section at the required diameter (it is pre-marked with: 25, 27, 29, 31, 33, 35 mm) and slip the multi-connection over the tubing. Connection sleeves 2114 or 2115 then fit onto the other end to connect the hose.

Hose Sets



Characteristics of Materials

Description	Dimension Ø inch/mm	Part No	Colour	Material	Temp °F max/min/Temp °C max/min	Antistatic	Abrasion resistance	UV and zone resistance	Resistance to welding Fume	Resistance to solvent and oil
Coupling socket	3"/2"/76/50	2008*	Black	EPDM	284/-76/140/-60	Yes	2	1	2	4
	2"/2"/50/50	2107*	Black	EPDM	284/-76/140/-60	Yes	2	1	2	4
	2"/1.5"/50/38	2108*	Black	EPDM	284/-76/140/-60	Yes	2	1	2	4
	3"/2"/76/50 (PU)**	2161*	Black	EPDM	284/-76/140/-60	Yes	2	1	2	4
Coupling socket	3"/2"/76/50	2162*	Blue	NBR	248/-76/120/-60	Yes	2	3	3	2
Coupling socket	2"/2"/50/50	2129*	Black	PA12	284/-4/140/-20	Yes	1	2	3	1
	2"/2"/50/50 (PU)**	2158*	Black	PA12	284/-4/140/-20	Yes	1	2	3	1
	2"/1.5"/50/38 (PU)**	2157*	Black	PA12	284/-4/140/-20	Yes	1	2	3	1
	2"/1.5"/50/38	2128*	Black	PA12	284/-4/140/-20	Yes	1	2	3	1
	1.5"/1.25"/38/32	2133*	Black	PA12	284/-4/140/-20	Yes	1	2	3	1
	1.25"/1.25"/32/32	2171*	Black	PA12	284/-4/140/-20	Yes	1	2	3	1
	1.25"/1.5"/32/38	2132*	Black	PA12	284/-4/140/-20	Yes	1	2	3	1
	1.5"/1.5/38/38 (PU)**	2159*	Black	PA12	284/-4/140/-20	Yes	1	2	3	1
	1.5"/1.5/38/38	2114*	Black	PA12	284/-4/140/-20	Yes	1	2	3	1
	2"/2"/50/50	2129*	Black	PA12	284/-4/140/-20	Yes	1	2	3	1
	1"/1"/25/25	2167*	Black	PA12	284/-4/140/-20	Yes	1	2	3	1
	1.5"/1.5/38/38	2115*	Black	PA12	284/-4/140/-20	Yes	1	2	3	1
Connecting sleeve	1"/1.5"/26/38	2109*	Black	EPDM	284/-76/140/-60	Yes	2	1	2	4
	1"/1.25"/26/32	2110*	Black	EPDM	284/-76/140/-60	Yes	2	1	2	4
	.7"/1.25"/17/32	2106*	Black	EPDM	284/-76/140/-60	Yes	2	1	2	4
	1.25"/1.25"/32/32	2116	Grey	PE	45/-45	No	1	2	3	1
	1"/1"/25/25	2117	Grey	PE	45/-45	No	1	2	3	1
	2"/1.5"/50/38	2131*	Black	PA12	284/-4/140/-20	Yes	1	2	3	1
	2"/1.5"/50/38 (PU)**	2160*	Black	PA12	284/-4/140/-20	Yes	1	2	3	1
	3"/2"/76/50	2100*	Black	EPDM	284/-76/140/-60	Yes	2	1	2	4
Inter, sleeves	2"/1.5"/50/38	2120*	Black	EPDM	284/-76/140/-60	Yes	2	1	2	4
	1.5"/1.25"/38/32	2121*	Black	EPDM	284/-76/140/-60	Yes	2	1	2	4
	1.25"/1"/32/25	2101*	Black	EPDM	284/-76/140/-60	Yes	2	1	2	4
	2"/50	2403	Grey	PE	45/-45	No	2	2	3	3
Hose connector	1.5"/38	2118	Grey	PE	45/-45	No	2	2	3	3
	1.25"/32	2119	Grey	PE	45/-45	No	2	2	3	3
	2"/50	2170*	Black	PA12	284/-4/140/-20	Yes	1	2	3	1
	1.5"/38	2169*	Black	PA12	284/-4/140/-20	Yes	1	2	3	1
	1.25"/32	2168*	Black	PA12	284/-4/140/-20	Yes	1	2	3	1

\* Antistatic is defined as having a conductivity of < 10 6Ω

To order an antistatic ESD version, add the letter E to the end of the part no.

\*\* The wire helix must be bared and left in contact with conductive material

Resistance scale

1 Excellent	2 Good
3 Limited	4 Poor



# Filters

## Cellulose Fine Filter

High-quality, standard filter with high filtration efficiency. Epoxy-treated for improved resistance to humidity and other elements.

## Polyester Fine Filter

High-quality filter with exceptional resistance to most elements. Particularly suitable for applications where there is high humidity, for example in machining and tooling shops where cutting and cooling fluids are used. The filter can be washed.

## HEPA Filter

On many models a separate HEPA filter is fitted, after the fine filter. The HEPA filter is made of fibreglass with a support layer of cellulose. The filtration efficiency is 99.995%. EN 60335 ensures that even the smallest particles are separated. Note: When replacing filters, the filter holder gasket must always be checked and cleaned. Check that there are no leaks.

*In applications requiring special filter materials, standard filter configurations can be ordered with alternative materials.*



## DC 1800, DC 2900, DC 3800 Wood Shavings Extractor

Part No.	Description	Construction	Material	Area ft²/m²	Classification	Max temp
42029	Fine filter	Pleated around support cylinder	Cellulose, epoxy-treated	16.2 /1.5	IEC EN 60335-2-69 Part 1	176°F/80°C
42029ST	Fine filter x 48		Cellulose			
42028	Fine filter	Pleated	Polyester	16.2 /1.5	IEC EN 60335-2-69 Part 1	176°F/80°C
42027	HEPA filter	Pleated	Cellulose, fibreglass	9.1 /0.85	HEPA H13	176°F/80°C
40479	Combi-filter (Fine filter + HEPA filter), (GS Asbestos)	Pleated	Cellulose, epoxy-treated	16.2 /1.5	HEPA H13	176°F/80°C

## DC Tromb<sup>400</sup>

Part No.	Description	Construction	Material	Area ft²/m²	Classification	Max temp
44017	Fine filter	Pleated around support cylinder	Polyester	27 /2.5	IEC EN 60335-2-69 Part 1	176°F/80°C
44043	Fine filter	Pleated around support cylinder	Cellulose, epoxy-treated	27 /2.5	IEC EN 60335-2-69 Part 1	176°F/80°C
44016	HEPA filter	Pleated	Cellulose, fibreglass	23.7 /2.2	HEPA H13	176°F/80°C

## DC 3900 Series & DC 4000 PCB

Part No.	Description	Construction	Material	Area ft²/m²	Classification	Max temp
42026	Fine filter	Pleated around support cylinder	Cellulose, epoxy-treated	19.4/ 1.8	IEC EN 60335-2-69 Part 1	176°F/80°C
42026ST	Fine filter x 24		Cellulose			
42025	Fine filter	Pleated	Polyester	19.4/ 1.8	IEC EN 60335-2-69 Part 1	176°F/80°C
42025ST	Fine filter x 24		Polyester			
42465	Fine filter, PTFE	Pleated around support cylinder	Polyester, PTFE	19.4/ 1.8	IEC EN 60335-2-69 Part 1	176°F/80°C
42024	HEPA filter	Pleated	Cellulose, fibreglass	16/ 1.5	HEPA H13	176°F/80°C
42398	Fine filter	Pleated around support cylinder	Polyester	19.4/ 1.8	IEC EN 60335-2-69 Part 1	176°F/80°C

## DC 5900 Series

Part No.	Description	Construction	Material	Area ft²/m²	Classification	Max temp
429203	Fine filter, PTFE	Pleated around support cylinder	Polyester, PTFE	53.8/ 5.0	IEC EN 60335-2-69 Part 1	266°F /130°C
429204	Fine filter	Pleated around support cylinder	Polyester	53.8/ 5.0	IEC EN 60335-2-69 Part 1	266°F /130°C
4292	Fine filter	Pleated around support cylinder	Polyester	90.4/ 8.4	IEC EN 60335-2-69 Part 1	266°F /130°C
42869	HEPA filter, DC 5900 4 kW, 9.2 kW S (installed under top cover)	Pleated around support cylinder	Cellulose, fibreglass	29/ 2.7	HEPA H13	176°F/80°C
42807	HEPA filter, DC 5900c 9.2 kW P (x 2/machine) (installed on exhaust)	Pleated	Cellulose, fibreglass	39.8/ 3.7	HEPA H13	176°F/80°C

## DC AirCube Series

Part No.	Description	Construction	Material	Area ft²/m²	Classification	Max temp
42896	HEPA filter AC2000	Pleated around support cylinder	Cellulose, fibreglass	107.6/ 10	HEPA H13	122°F /50°C
42917	Pre-filter AC2000	Cartridge	Polyester	53.8/ 5.0	G3	122°F /50°C
42690	Pre-filter AC500	Pleated carpet	Polyester	2/ 0.18	G3	176°F/80°C
42692	HEPA filter AC500	Pleated	Cellulose, fibreglass	45/ 4.2	HEPA H13	176°F/80°C
42918	Pre-filter AC1200	Cartridge	Polyester	4.3/ 0.4	G3	176°F/80°C
42940	HEPA filter AC1200	Pleated	Cellulose, fibreglass	59/ 5.5	HEPA H13	176°F/80°C



# Filters for Earlier Models

DC 2500i, DC 2500, DC 2500 Twin

Part No.	Description	Construction	Material	Area ft²/m²	Classification	Max temp
4889	Fine filter	Pleated	Polyester	15 /1.4	IEC EN 60335-2-69 Part 1	266°F /130°C
404901	Fine filter	Pleated around support cylinder	Cellulose	16.2 /1.5	IEC EN 60335-2-69 Part 1	158°F /70°C
4821	HEPA filter K	Pleated	Cellulose, fibreglass	16.2 /1.5	HEPA H13	158°F /70°C
4133	HEPA filter (fitted in the fine filter)	Pleated around support cylinder	Cellulose, fibreglass	5.4 /0.5	HEPA H13	176°F/80°C

DC 2700c, DC 2700i, DC 2800 c, DC 2800 c Rental. (Machines from serial number 2527595 can be equipped with the new, separate HEPA filter (Part No. 42027). Older models should be equipped with a HEPA combi-filter.

Part No.	Description	Construction	Material	Area ft²/m²	Classification	Max temp
4889	Fine filter	Pleated	Polyester	15 /1.4	IEC EN 60335-2-69 Part 1	266°F /130°C
404901	Fine filter	Pleated around support cylinder	Cellulose	16.2 /1.5	IEC EN 60335-2-69 Part 1	158°F /70°C
4821	HEPA filter K	Pleated	Cellulose, fibreglass	16.2 /1.5	HEPA H13	158°F /70°C
4133	HEPA filter (fitted in the fine filter)	Pleated around support cylinder	Cellulose, fibreglass	5.4 /0.5	HEPA H13	176°F/80°C

DC 3700c

Part No.	Description	Construction	Material	Area ft²/m²	Classification	Max temp
42026	Fine filter	Pleated around support cylinder	Cellulose, epoxy-treated	19.4 /1.8	IEC EN 60335-2-69 Part 1	176°F/80°C
42025	Fine filter	Pleated	Polyester	19.4 /1.8	IEC EN 60335-2-69 Part 1	176°F/80°C

DC 3800a/c, DC 3800c Turbo, DC 3800 Turbo EX, DC 3800c Twin  
DC 3800 TR S, DC 3800i, DC 3800 Stationary

Part No.	Description	Construction	Material	Area ft²/m²	Classification	Max temp
42026	Fine filter	Pleated around support cylinder	Cellulose, epoxy-treated	19.4 /1.8	IEC EN 60335-2-69 Part 1	176°F/80°C
42026ST	Fine filter x 24		Cellulose			
42025	Fine filter	Pleated	Polyester	19.4 /1.8	IEC EN 60335-2-69 Part 1	176°F/80°C
42025ST	Fine filter x 24		Polyester			
42465	Fine filter, PTFE	Pleated around support cylinder	Polyester, PTFE	19.4 /1.8	IEC EN 60335-2-69 Part 1	176°F/80°C
42024	HEPA filter	Pleated	Cellulose, fibreglass	16.2 /1.5	HEPA H13	176°F/80°C
42398	Fine filter, grounded	Pleated around support cylinder	Polyester	19.4 /1.8	IEC EN 60335-2-69 Part 1	176°F/80°C

DC 3500, DC 3500 TR, DC 3500 Stationary, DC 5500, DC 5500i

Part No.	Description	Construction	Material	Area ft²/m²	Classification	Max temp
408801	Fine filter	Pleated	Polyester	17 /1.6	IEC EN 60335-2-69 Part 1	176°F/80°C
408803	Fine filter	Pleated	Cellulose	17 /1.6	IEC EN 60335-2-69 Part 1	176°F/80°C
4821	HEPA filter, DC 3500 TR	Pleated	Cellulose, fibreglass	16.2 /1.5	HEPA H13	158°F /70°C
4366	HEPA filter, DC 3500 (installed on exhaust)	Pleated around support cylinder	Cellulose, fibreglass	12.9 /1.2	HEPA H13	176°F/80°C
4422	HEPA filter, DC 5500 5 kW, 9.2 kW S (installed under top cover)	Pleated around support cylinder	Cellulose, fibreglass	26.9 /2.5	HEPA H13	176°F/80°C
4017	HEPA filter, DC 5500 9.2 kW P (installed on exhaust)	Pleated	Cellulose, fibreglass	30 /2.8	HEPA H13	176°F/80°C

DC 3500i, DC 5700c, DC 5800 a/c 5 kW, DC 5800 a/c PTFE

Part No.	Description	Construction	Material	Area ft²/m²	Classification	Max temp
4917	Combi-filter DC 3500i (Fine filter + HEPA H13 filter)	Pleated	Cellulose, fibreglass	16.2 /1.5	HEPA H13	176°F/80°C
4422	HEPA filter, DC 5700 5 kW, 9.2 kW S (installed under top cover)	Pleated around support cylinder	Cellulose, fibreglass	26.9 /2.5	HEPA H13	176°F/80°C
4017	HEPA filter, DC 5700 9.2 kW P (installed on exhaust)	Pleated	Cellulose, fibreglass	30 /2.8	HEPA H13	176°F/80°C

Air Cleaners DC 380/DC 1500/DC AirCube

Part No.	Description	Construction	Material	Area ft²/m²	Classification	Max temp
4080	Pre-filter, DC 380/DC AirCube	Carpet	Polyester	1 /0.1	IEC EN 60335-2-69 Part 1	212°F /100°C
4669	Pre-filter, DC 1500	Carpet	Polyester	3.2 /0.3	IEC EN 60335-2-69 Part 1	212°F /100°C
42136	HEPA filter, DC AirCube	Pleated HEPA filter box	Fibreglass	55.9/5.2	EN 1822-1, HEPA H13	176°F/80°C



Sacks

Machine	Standard	Antistatic/ESD	Volume (gal/litre)	Size (in/mm)
DC 1800	42291*	42951****	4 /15	21.7"x21.7" /550 x 550
DC 2900c	42702*		5 /20	17"x 21.7" /440 x 550
DC 2800H Asbestos	42285****	42384****	10.5 /40	14"x27.5" /360 x 700
DC 3800 H Asbestos	42285****	42384****	10.5 /40	14"x27.5" /360 x 700
DC 3900c	43619*	42384****	10.5 /40	19.7"x33.5" /500 x 850
DC 3900L	432177 Longopac**		-	65ft /20 m
DC 3900c Twin	43619*	42384****	10.5 /40	19.7"x33.5" /500 x 850
DC 3900L Twin	432177 Longopac**		-	65ft /20 m
DC 3900L Twin	43619*	42384****	10.5 /40	19.7"x33.5" /500 x 850
DC 3900c Turbo	43619*	42384****	10.5 /40	19.7"x33.5" /500 x 850
DC 3900c Twin Turbo	43619*	42384****	10.5 /40	19.7"x33.5" /500 x 850
DC TROMB 400 c	43619*	42384****	10.5 /40	19.7"x33.5" /500 x 850
DC TROMB 400 L	432177 Longopac**		-	65ft /20 m
DC 3800 Wood Shavings Extractor	4714***		23 /90	27.5"x43.3" /700 x 1100
DC 4000 PCB	42285****		5 /20	14"x27.5" /360 x 700
DC 5900 c	46145*		15.5 /60	25.2"x39.4" /640 x 1000
DC 5900 L	432177 Longopac**		-	65ft /20 m
Filter bag, Wet-Vac				
DC 50W	42190			
DC 75W	42190			
Pre-Separators				
DC F 8000c	46145*		15.5 /60	25.2"x39.4" /640 x 1000
DC F 8000L	432177 Longopac**		-	65ft /20 m
DC F 2800c	42702*		5 /20	17"x 21.7" /440 x 550
DC F 3900c	43619*		10.5 /40	19.7"x33.5" /500 x 850
DC F 3900L	432177 Longopac**		-	65ft /20 m
* Sacks are sold in packs of 10      ** Sacks are sold in packs of 4      *** Sackss are sold in packs of 50      **** Sacks are sold individually				





Would you like to know more about our products?

You can either contact our customer service department for personal service or visit our web sight.

UK

Dustcontrol UK Ltd.  
7 Beaufort Court  
Roebuck Way • Knowhill  
Milton Keynes • MK5 8HL  
Telephone: 0044(0)1327 858001  
sales@dustcontrol.co.uk  
dustcontrol.co.uk

US

Dustcontrol Inc  
6720 Amsterdam Way  
Wilmington • NC 28405  
Telephone: 001(0)910 359 18 08  
sales@dustcontrolusa.com  
dustcontrol.us

Global

Dustcontrol AB  
Box 3088 • Kumla Gårdsväg 14  
145 03 Norsborg  
Telephone: 0046(0)8 531 940 00  
support@dustcontrol.se  
dustcontrol.com

For contact with one of our distributor,  
please take a look on page 3.



Which machine do you choose?

As a true professional, you place high requirements on your equipment. We from Dustcontrol have been involved with air cleaning for more than 40 years, and we supply dust extractors and air cleaners for all types of job. No matter what you choose, you can be sure of getting a truly professional machine that is built with your work and your health in mind.



Coming soon!

There will be a QR code on all our mobile machines. Scan the code and you will be able to see videos on filter cleaning and how to replace filters and plastic sacks. You can download your QR-reader for your smart phone in your app store.





# Dustcontrol's Environmental and Quality Policy

*As an environmental company, we have a special responsibility as to how our products and services affect the environment – the external environment, our own working environment and that of our customers. We want to take responsibility for the environment as a whole. We therefore strive to comply with current environmental legislation and to constantly improve our own environmental work.*

It is our responsibility to ensure that all employees are well qualified in environmental issues. We work to identify environmentally friendly modes of transport and company vehicles, and we minimise and separate at source the quantity of waste that arises in conjunction with manufacturing.

We monitor our entire production cycle, and we endeavour to make continuous improvements by finding environmentally friendly alternatives wherever possible. This can include anything from the use of environmentally friendly containers and packaging, to ensuring that our waste sacks are biodegradable. We use a method of powder coating that is free from solvents and minimises waste.

We adhere closely to the EU Reach and RoHS directives in order to reduce our use of chemicals to a minimum. We source only locally produced products for use in our manufacturing operation, in order to minimise freight costs and reduce CO<sub>2</sub> emissions. We operate with Lean Production so as to achieve the best possible process flow, with efficient utilisation of resources and reduced lead times.

Our quality should meet the requirements of our customers. This applies equally to product quality, delivery reliability and service. Our customers should feel that we listen to their feedback in our ongoing efforts to improve our management system

We update our management system continuously, and we are certified according to ISO14001:2004 and ISO9001:2008.

“Technology for Healthy Business”, is an approach that permeates our entire operation. For us at Dustcontrol, this means: sustainability, financial stability, efficient and effective solutions, physical health and a safe working environment.





# Dustcontrol - Healthy Business

Dustcontrol manufactures and customises dust extractors with very high levels of filtration. We offer a complete service package, including accessories and spare parts, so you can count on us to provide all the help you to focus on production. Our main goal is to help you increase your productivity and achieve a safer working environment.

The simple truth is that everything runs so much more smoothly when you avoid being interrupted or hampered by accumulations of dust and other materials. Not to mention the improved air quality that results from professional dust extraction.

## Capture dust with source extraction and:

- Minimise the amount of airborne dust and improve health and safety.
- Save having to wait for the dust to settle and increase productivity.
- Reduce costs and time required for cleaning.
- Create a safer working environment with better visibility for the operator.
- Have customers who are more satisfied and less inconvenienced by ongoing work.
- Use fewer screens and partitions.
- Extend the service life of power tools, electronics and other equipment.

Dustcontrol AB  
Box 3088  
Kumla Gårdsväg 14  
145 03 Norsborg, Sweden

Phone +46 8 531 940 00  
Fax +46 8 531 703 05

Support@dustcontrol.se  
www.dustcontrol.com

